

13th April 2026

NSE India Limited

The Listing Department
Exchange Plaza, C-1, Block G,
Bandra Kurla Complex,
Bandra (E)
Mumbai – 400 051

Name of the Scrip: HDFC Securities Limited

Dear Sir/Ma'am,

Sub: Submission of Audited Standalone and Consolidated Financial Results for the year ended 31st March 2026 under Regulation 52 (1) (2) of SEBI (Listing Obligations and Disclosure Requirements) Regulations, 2015.

Pursuant to Regulation 52 (1) (2) of the SEBI (LODR) Regulations, 2015, we are enclosing a copy of the Audited Standalone Financial results of the Company and Audited Consolidated Financial results of the Company under IND-AS for the year ended 31st March 2026, approved by the Board of Directors of the Company at its meeting held today i.e. on 13th April 2026, along with the report of the Statutory auditors thereon.

Kindly take the same on your records.

Thanking You,

For HDFC Securities Limited

Mitul Palankar
Company Secretary
A22390

HDFC Securities Limited

Registered Address: I Think Techno Campus, Building - B, "Alpha", Office Floor 8, Near Kanjurmarg Station, Opp. Crompton Greaves, Kanjurmarg(East), Mumbai 400 042. Tel.: +91-22-30753400 Fax: +91-22-30753435 www.hdfsec.com
Member of NSE, BSE, MSEI, MCX | Reg No.: INZ000186937 | Member: CDSL | Reg No.: IN-DP-372-2018 | Research Analyst: INH000002475 | Investment Adviser: INA000011538 | PFRDA: POP-11092018 | AMFI: ARN13549 | Corporate Identity Number (CIN) - U67120MH2000PLC152193

IRDA Corporate Agent Licence No.CA0062|Compliance Officer: Murli V Karkera, Contact: +91 022-69151436,
Email: complianceofficer@hdfsec.com, For any complaints / grievance: services@hdfsec.com

Independent Auditor's Report on the Quarterly and Year to Date Audited Standalone Financial Results of the Company Pursuant to the Regulation 52 of the SEBI (Listing Obligations and Disclosure Requirements) Regulations, 2015, as amended

To
The Board of Directors of
HDFC Securities Limited

Report on the audit of the Standalone Financial Results**Opinion**

We have audited the accompanying statement of quarterly and year to date Standalone Financial Results of HDFC Securities Limited (the "Company") for the quarter ended March 31, 2026 and for the year ended March 31, 2026 ("Statement"), attached herewith, being submitted by the Company pursuant to the requirement of Regulation 52 of the SEBI (Listing Obligations and Disclosure Requirements) Regulations, 2015, as amended (the "Listing Regulations").

In our opinion and to the best of our information and according to the explanations given to us, the Statement:

- i. is presented in accordance with the requirements of the Listing Regulations in this regard; and
- ii. gives a true and fair view in conformity with the applicable accounting standards and other accounting principles generally accepted in India, of the net profit and other comprehensive income and other financial information of the Company for the quarter ended March 31, 2026 and for the year ended March 31, 2026.

Basis for Opinion

We conducted our audit in accordance with the Standards on Auditing (SAs) specified under section 143(10) of the Companies Act, 2013, as amended ("the Act"). Our responsibilities under those Standards are further described in the "Auditor's Responsibilities for the Audit of the Standalone Financial Results" section of our report. We are independent of the Company in accordance with the Code of Ethics issued by the Institute of Chartered Accountants of India together with the ethical requirements that are relevant to our audit of the financial statements under the provisions of the Act and the Rules thereunder, and we have fulfilled our other ethical responsibilities in accordance with these requirements and the Code of Ethics. We believe that the audit evidence obtained by us is sufficient and appropriate to provide a basis for our opinion.

Management's Responsibilities for the Standalone Financial Results

The Statement has been prepared on the basis of the Standalone annual financial statements. The Board of Directors of the Company are responsible for the preparation and presentation of the Statement that gives a true and fair view of the net profit and other comprehensive income of the Company and other financial information in accordance with the applicable accounting standards prescribed under Section 133 of the Act read with relevant rules issued thereunder and other accounting principles generally accepted in India and in compliance with Regulation 52 of the Listing Regulations. This responsibility also includes maintenance of adequate accounting records in accordance with the provisions of the Act for safeguarding of the assets of the Company and for preventing and detecting frauds and other irregularities; selection and application of appropriate accounting policies; making judgments and estimates that are reasonable and prudent; and the design, implementation and maintenance of adequate internal financial controls, that were operating effectively for ensuring the accuracy and completeness of the accounting records, relevant to the preparation and presentation of the Statement that give a true and fair view and are free from material misstatement, whether due to fraud or error.

In preparing the Statement, the Board of Directors are responsible for assessing the Company's ability to continue as a going concern, disclosing, as applicable, matters related to going concern and using the going concern basis of accounting unless the Board of Directors either intends to liquidate the Company or to cease operations, or has no realistic alternative but to do so.

The Board of Directors are also responsible for overseeing the Company's financial reporting process.

S.R. BATLIBOI & Co. LLP

Chartered Accountants

Auditor's Responsibilities for the Audit of the Standalone Financial Results

Our objectives are to obtain reasonable assurance about whether the Statement as a whole is free from material misstatement, whether due to fraud or error, and to issue an auditor's report that includes our opinion. Reasonable assurance is a high level of assurance but is not a guarantee that an audit conducted in accordance with SAs will always detect a material misstatement when it exists. Misstatements can arise from fraud or error and are considered material if, individually or in the aggregate, they could reasonably be expected to influence the economic decisions of users taken on the basis of the Statement.

As part of an audit in accordance with SAs, we exercise professional judgment and maintain professional scepticism throughout the audit. We also:

- Identify and assess the risks of material misstatement of the Statement, whether due to fraud or error, design and perform audit procedures responsive to those risks, and obtain audit evidence that is sufficient and appropriate to provide a basis for our opinion. The risk of not detecting a material misstatement resulting from fraud is higher than for one resulting from error, as fraud may involve collusion, forgery, intentional omissions, misrepresentations, or the override of internal control.
- Obtain an understanding of internal control relevant to the audit in order to design audit procedures that are appropriate in the circumstances. Under Section 143(3)(i) of the Act, we are also responsible for expressing our opinion on whether the company has adequate internal financial controls with reference to financial statements in place and the operating effectiveness of such controls.
- Evaluate the appropriateness of accounting policies used and the reasonableness of accounting estimates and related disclosures made by the Board of Directors.
- Conclude on the appropriateness of the Board of Directors' use of the going concern basis of accounting and, based on the audit evidence obtained, whether a material uncertainty exists related to events or conditions that may cast significant doubt on the Company's ability to continue as a going concern. If we conclude that a material uncertainty exists, we are required to draw attention in our auditor's report to the related disclosures in the financial results or, if such disclosures are inadequate, to modify our opinion. Our conclusions are based on the audit evidence obtained up to the date of our auditor's report. However, future events or conditions may cause the Company to cease to continue as a going concern.
- Evaluate the overall presentation, structure and content of the Statement, including the disclosures, and whether the Statement represents the underlying transactions and events in a manner that achieves fair presentation.

We communicate with those charged with governance regarding, among other matters, the planned scope and timing of the audit and significant audit findings, including any significant deficiencies in internal control that we identify during our audit.

We also provide those charged with governance with a statement that we have complied with relevant ethical requirements regarding independence, and to communicate with them all relationships and other matters that may reasonably be thought to bear on our independence, and where applicable, related safeguards.

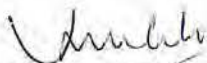
Other Matter

The Statement includes the results for the quarter ended March 31, 2026 being the balancing figure between the audited figures in respect of the full financial year ended March 31, 2026 and the published unaudited year-to-date figures up to the third quarter of the current financial year, which were subjected to a limited review by us, as required under the Listing Regulations.

For S.R. Batliboi & Co. LLP

Chartered Accountants

ICAI Firm Registration Number: 301003E/E300005



per Viren H. Mehta

Partner

Membership No.: 048749

UDIN: 26048749KUHIZ1486

Place: Mumbai

Date: April 13, 2026

	Particulars	As at	
		31 March 2026	31 March 2025
		(Audited)	(Audited)
	ASSETS		
1	Financial Assets		
(a)	Cash and cash equivalents	1,78,398	83,098
(b)	Bank Balance other than (a) above	7,83,873	4,86,246
(c)	Securities held for trading	17,262	14,339
(d)	Receivables		
(i)	Trade Receivables	1,42,574	1,17,728
(ii)	Other Receivables	-	-
(e)	Loans	7,13,266	5,51,187
(f)	Investments	2,76,199	1,05,087
(g)	Other Financial Assets	24,463	9,317
		21,36,035	13,67,002
2	Non-Financial Assets		
(a)	Current tax assets (Net)	4,480	4,219
(b)	Deferred tax Assets (Net)	1,557	52
(c)	Investment Property	1,286	1,314
(d)	Property, Plant and Equipment	7,508	7,647
(e)	Right-of-use assets	6,603	7,138
(f)	Capital work-in-progress	9	-
(g)	Intangible assets under development	563	732
(h)	Other Intangible assets	7,823	8,424
(i)	Other non-financial assets	12,569	6,583
		42,398	36,109
	TOTAL ASSETS	21,78,433	14,03,111
	LIABILITIES AND EQUITY		
	LIABILITIES		
1	Financial Liabilities		
(a)	Payables		
(i)	Trade Payables		
(i)	total outstanding dues of micro enterprises and small enterprises	18	38
(ii)	total outstanding dues of creditors other than micro enterprises and small enterprises	2,67,285	2,39,572
(ii)	Other Payables		
(i)	total outstanding dues of micro enterprises and small enterprises	-	-
(ii)	total outstanding dues of creditors other than micro enterprises and small enterprises	-	-
(b)	Debt Securities	12,93,133	7,74,152
(c)	Borrowings (other than debt securities)	2,18,255	20,225
(d)	Lease Liabilities	8,080	8,563
(e)	Other financial liabilities	19,739	16,050
		18,06,510	10,58,600
2	Non-Financial Liabilities		
(a)	Current tax liabilities (Net)	384	397
(b)	Provisions	3,291	2,444
(c)	Other non-financial liabilities	8,656	6,811
		12,331	9,652
3	Equity		
(a)	Equity Share capital	1,787	1,777
(b)	Other Equity	3,57,805	3,33,082
		3,59,592	3,34,859
	TOTAL LIABILITIES AND EQUITY	21,78,433	14,03,111


SIGNED FOR IDENTIFICATION

BY

S.R. BATLIBOI & CO. LLP
MUMBAI

	Quarter ended			Year ended	
	March 31, 2026	Dec 31, 2025	March 31, 2025	March 31, 2026	March 31, 2025
	(Audited)	(Unaudited)	(Audited)	(Audited)	(Audited)
Revenue from operations					
(i) Interest Income	42,674	42,123	32,583	1,49,793	1,41,834
(ii) Dividend Income	17	5	13	89	114
(iii) Rental Income	64	64	56	254	221
(iv) Fees and Commission Income	42,054	37,336	38,742	1,51,583	1,74,420
(v) Net gain on fair value changes	(412)	2,720	2,234	7,009	8,442
(vi) Sale of Services	582	530	561	2,021	1,349
(I) Total Revenue from operations	84,979	82,778	74,189	3,10,749	3,26,380
(II) Other Income	46	12	62	266	106
(III) Total Income (I+II)	85,025	82,790	74,251	3,11,015	3,26,486
Expenses					
(i) Finance Costs	26,124	23,795	17,087	81,740	78,545
(ii) Impairment on financial instruments	(70)	10	(1,048)	1,173	600
(iii) Employee Benefits Expenses	12,574	16,528	13,496	57,527	48,039
(iv) Depreciation, amortization and impairment	2,079	2,095	2,125	8,276	6,962
(v) Other expenses	9,035	10,528	9,435	38,594	42,725
(IV) Total Expenses	49,742	52,956	41,095	1,87,310	1,76,871
(V) Profit before tax (III - IV)	35,283	29,834	33,156	1,23,705	1,49,615
Tax expense					
Current Tax	8,423	7,467	8,030	30,947	37,496
Deferred Tax	17	422	(6)	(236)	(383)
(VI) Total tax expense	8,440	7,889	8,024	30,711	37,113
(VII) Profit for the period/year (V-VI)	26,843	21,945	25,132	92,994	1,12,502
(VIII) Other comprehensive income :					
Items that will not be reclassified to profit or loss:					
(i) Re-measurement gains on defined benefit plans	199	(232)	(311)	(185)	(276)
(ii) Income tax effect	(50)	59	78	47	69
Items that will be reclassified to profit or loss:					
(i) Changes in fair value of FVOCI debt instruments	(4,020)	(214)	-	(5,042)	-
(ii) Income tax effect	1,012	54	-	1,269	-
Other comprehensive income for the period/year (i-ii)	(2,859)	(333)	(233)	(3,911)	(207)
(IX) Total comprehensive income for the period/year (VII + VIII)	23,984	21,612	24,899	89,083	1,12,295
(X) Paid-up Equity Share Capital [Face value Rs 10 per share]	1,787	1,787	1,777	1,787	1,777
(XI) Earnings per equity share - [Face value Rs 10 per share]*					
Basic (in Rs)	150.26	122.88	141.29	521.63	637.83
Diluted (in Rs)	149.74	122.73	140.90	519.92	635.53

* EPS is not annualised for interim period

SIGNED FOR IDENTIFICATION
BY 
S.R. BATLIBOI & CO. LLP
MUMBAI



Standalone Cash Flow Statement for the year ended 31 Mar 2026

(₹ in lacs)

Particulars	Year ended	
	March 31, 2026	March 31, 2025
	(Audited)	(Audited)
Cash Flow from operating activities		
Profit before tax	1,23,705	1,49,615
Adjustments		
Depreciation & Amortization	8,276	6,962
Share based payments to employees	3,251	4,441
Impairment on financial instruments	1,173	600
(Gain) / Loss on sale / w/off of Property, Plant & Equipment	1	43
Rental income from investment property	(254)	(221)
Change in Fair value of investments	(7,009)	(8,810)
Finance Costs	81,008	78,104
Interest income	(11,189)	(5,331)
Dividend Income	(89)	(114)
	1,98,873	2,25,289
Working capital adjustments:		
Decrease / (Increase) in Other Bank Balance	(2,97,627)	(28,472)
Decrease / (Increase) in trade receivables	(26,018)	10,329
Decrease / (Increase) in loans	(1,62,079)	51,338
Decrease / (Increase) in Other financial assets	(15,147)	(71)
Decrease / (Increase) in Other non-financial assets	(5,985)	(1,842)
Increase/ (Decrease) in trade payables	27,692	22,158
Increase/ (Decrease) in other financial liabilities	3,689	(5,157)
Increase/ (Decrease) in Provisions	663	667
Increase/ (Decrease) in Other non-financial liabilities	1,845	1,728
	(2,74,094)	2,75,967
Income tax paid	(31,174)	(37,872)
Net Cash Flow (used in) / from operating activities	(A) (3,05,268)	2,38,095
Investing activities		
Purchase of property, plant and equipment, intangible assets	(11,948)	(16,192)
Proceeds from sale of property, plant and equipment, intangible assets	5,132	6,796
Rental income received	254	221
Purchase of Investments	(1,78,379)	(14,434)
Proceeds from sale of Investments	6,311	4,351
Dividend received	89	114
Interest received	11,189	5,331
Net cash flows (used in) / from investing activities	(B) (1,67,352)	(13,813)
Financing activities:		
Proceeds from Issuance of equity share capital	10	180
Increase/ (Decrease) from Issuance of other equity	(5,587)	(1,871)
Proceeds from Issuance of securities premium	11,982	1,08,405
Proceeds / (Refund) from Share Application Money	-	(1,683)
Increase/ (Decrease) in lease liability	(483)	784
Proceeds from Issuance of debt securities	54,37,211	38,66,127
Redemption of debt securities	(47,20,200)	(40,25,000)
Bank Guarantee charges	(444)	(399)
Interest paid -others	(80,564)	(77,705)
Dividend paid, including dividend tax	(74,005)	(89,834)
Net cash flows (used in) / from financing activities	(C) 5,67,920	(2,20,996)
Net Increase / (Decrease) in cash and cash equivalents (A+B+C)	95,300	3,287
Cash and Cash equivalents at the beginning of the year	83,098	79,811
Cash and Cash equivalents at the end of the year	1,78,398	83,098
Components of cash and cash equivalents		
Cash in hand	-	-
Balances with Banks - In current accounts	1,78,398	83,098
Deposit accounts	-	-
Cash and Cash equivalents at the end of the year	1,78,398	83,098

SIGNED FOR IDENTIFICATION
BY 
S.R. BATLIBOI & CO. LLP
MUMBAI



HDFC Securities Limited

Notes to financial results

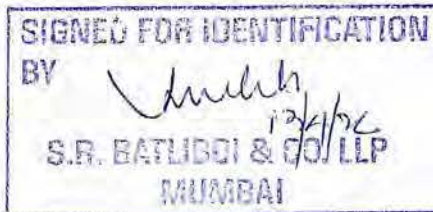
For the quarter and year ended 31 March 2026

1. The above financial results were reviewed by the Audit Committee and approved by the Board of Directors of the Company at its Meeting held on 13 April 2026.
2. As on March 31, 2026, the company has 6,02,704 Stock Options outstanding under various ESOP schemes.
3. During year ended March 31, 2026, the company has granted 17,250 ESOPs and allotted 1,02,140 equity shares to the eligible employees of the Company pursuant to the exercise of Stock Options.
4. During the year, the Company had declared and paid interim dividend_1 of ₹100 per share amounting to ₹17,772 lacs, interim dividend_2 of ₹90 per share amounting to ₹16,024 lacs, interim dividend_3 of ₹100 per share amounting to ₹17,867 and interim dividend_4 of ₹125 per share amounting to ₹22,343 including tax deduction at source.
5. During the year, the Company had issued commercial papers of ₹52,44,000 lacs and redeemed commercial papers of ₹47,20,200 lacs.
6. Investment in Government Securities (G Sec Investment) are classified and measured at Amortized Cost as these investments are done within a business model whose objective is to hold these investments in order to collect the contractual cash flows, and that have contractual cash flows that are solely for payments of principal and interest (SPPI). The additional Government securities are acquired under a business model aimed at both collecting contractual cash flows and selling the financial assets. Accordingly, they have been classified under the FVOCI (Fair Value through Other Comprehensive Income) category.
- 7 During the previous financial year, the Company established a wholly-owned subsidiary, HDFC Securities IFSC Limited incorporated on 01st October 2024 in GIFT City. The subsidiary was formed with an initial authorised share capital of Rs 1,500 lacs

As at 31 March 2026, the Company holds a 100% equity interest in HDFC Securities IFSC Limited and exercises control over its operations and financial policies.
- 8 Pursuant to the notification by the Ministry of Labour and Employment on November 21, 2025 of the Code on Wages, 2019, the Industrial Relations Code, 2020, the Code on Social Security, 2020 and the Occupational Safety, Health and Working Conditions Code, 2020 (collectively referred to as "the Labour Codes"), the Company recognised a provision towards past service cost on gratuity of ₹ 1,037 lacs during the year ended March 31, 2026 (₹2,936 lacs during the nine month period ended December 31, 2025) has been included under "Employee benefit expense".

Place : Mumbai
Date: 13 April 2026

For and on behalf of the Board of Directors
HDFC Securities Limited
CIN Number: U67120MH2000PLC152193



Dhiraj Relli
DHIRAJ RELLI
Managing Director
DIN: 07151265

Key Financial Information (Pursuant to SEBI's operational circular SEBI/HO/DDHS/P/CIR/2021/613 dated 10 August 2021)

Particulars	Quarter ended			Year ended	
	March 31, 2026	Dec 31, 2025	March 31, 2025	March 31, 2026	March 31, 2025
Securities Premium Account - (₹ in lacs)	1,43,906	1,39,326	1,31,923	1,43,906	1,31,923
Paid up Debt Capital/ Outstanding Debt	-	-	-	-	-
Outstanding Redeemable Preference Shares	-	-	-	-	-
Debt Equity Ratio (times)	4.20	4.19	2.37	4.20	2.37
Capital Redemption Reserve	-	-	-	-	-
Debenture Redemption Reserve	-	-	-	-	-
Debt Service Coverage Ratio (EBITDA/Interest + Principal) (times)	0.04	0.04	0.27	0.13	0.27
Interest Service Coverage Ratio (EBITDA/Interest) (times)	2.43	2.34	3.06	2.61	2.99
Net Worth (₹ in lacs)	3,59,592	3,56,912	3,34,859	3,59,592	3,34,859
Net Profit after tax (₹ in lacs)	26,843	21,945	25,132	92,994	1,12,502
EPS (in ₹)	150.26	122.88	141.29	521.63	637.83
Current Ratio	1.01	1.03	1.19	1.01	1.19
Current Liability Ratio	1.00	0.99	0.99	1.00	0.99
Total Debts to Total Assets	0.69	0.69	0.57	0.69	0.57
Debtors Turnover (Total Revenue to Trade Receivable)	2.18	1.58	2.77	2.18	2.77
Operating Margin (%) (Profit before tax/Total Revenue from operation)	42%	36%	45%	40%	46%
Net Profit Margin (%) (Profit after tax/Total Revenue)	32%	27%	34%	30%	34%
Long term debt to working capital	-	-	-	-	-
Bad debts to account receivable ratio	-	-	-	-	-
Inventory turnover	-	-	-	-	-



Details of Commercial Papers matured during the quarter and year ended 31 March 2026

('₹ in lacs)

Name	ISIN	Issue Date	Maturity Date	Amount	Rate p.a.	Days	Repayment date
RCCPL PRIVATE LTD.\HSL\CP\24-25\0196	INE700G14MX4	09-Jan-25	09-Apr-25	5,000	7.80%	90	09-Apr-25
ICICI Prudential MF\HSL\CP\24-25\0199	INE700G14MY2	15-Jan-25	16-Apr-25	25,000	8.05%	91	16-Apr-25
ICICI Prudential MF\HSL\CP\24-25\0200	INE700G14M29	16-Jan-25	17-Apr-25	25,000	8.05%	91	17-Apr-25
LTIMINDTREE LIMITED\HSL\CP\24-25\0201	INE700G14M29	16-Jan-25	17-Apr-25	2,500	8.05%	91	17-Apr-25
MRS. THE SANDUR MANGANESE AND IRON ORES LTD\HSL\CP\24-25\0202	INE700G14M29	17-Jan-25	17-Apr-25	1,000	7.90%	90	17-Apr-25
Sundaram MF\HSL\CP\24-25\0203	INE700G14NC6	21-Jan-25	22-Apr-25	5,000	8.03%	91	22-Apr-25
Canara Robeco MF\HSL\CP\24-25\0204	INE700G14NC6	21-Jan-25	22-Apr-25	7,500	8.03%	91	22-Apr-25
ICICI Prudential MF\HSL\CP\24-25\0205	INE700G14NC6	21-Jan-25	22-Apr-25	15,000	8.03%	91	22-Apr-25
EDELWISS MF\HSL\CP\24-25\0206	INE700G14NC6	21-Jan-25	22-Apr-25	5,000	8.03%	91	22-Apr-25
UNION MF\HSL\CP\24-25\0207	INE700G14NC6	21-Jan-25	22-Apr-25	2,500	8.03%	91	22-Apr-25
L&T Technology Services Ltd\HSL\CP\24-25\0208	INE700G14NB8	22-Jan-25	23-Apr-25	2,500	8.03%	91	23-Apr-25
HCL TECHNOLOGIES LIMITED\HSL\CP\24-25\0209	INE700G14NB8	22-Jan-25	23-Apr-25	2,500	8.03%	91	23-Apr-25
Bajaj Finserv MF\HSL\CP\24-25\0210	INE700G14NB8	22-Jan-25	23-Apr-25	5,000	8.03%	91	23-Apr-25
Bandhan MF\HSL\CP\24-25\0211	INE700G14NB8	22-Jan-25	23-Apr-25	5,000	8.03%	91	23-Apr-25
Tata MF\HSL\CP\24-25\0213	INE700G14NB8	23-Jan-25	23-Apr-25	25,000	8.02%	90	23-Apr-25
DEEPAK PHENOLICS LIMITED\HSL\CP\24-25\0212	INE700G14ND4	24-Jan-25	25-Apr-25	2,500	8.03%	91	25-Apr-25
Invesco MF\HSL\CP\24-25\0214	INE700G14MY2	24-Jan-25	16-Apr-25	10,000	8.02%	82	16-Apr-25
DSP MF\HSL\CP\24-25\0215	INE700G14NE2	04-Feb-25	06-May-25	12,500	7.82%	91	06-May-25
ICICI Prudential MF\HSL\CP\24-25\0216	INE700G14NF9	05-Feb-25	07-May-25	15,000	7.82%	91	07-May-25
LIC MF\HSL\CP\24-25\0217	INE700G14NF9	05-Feb-25	07-May-25	10,000	7.82%	91	07-May-25
DEEPAK PHENOLICS LIMITED\HSL\CP\24-25\0218	INE700G14NG7	10-Feb-25	13-May-25	12,500	7.72%	92	13-May-25
ICICI Prudential MF\HSL\CP\24-25\0219	INE700G14NG7	11-Feb-25	13-May-25	40,000	7.89%	91	13-May-25
Groww MF\HSL\CP\24-25\0220	INE700G14NG7	11-Feb-25	13-May-25	500	7.89%	91	13-May-25
DSP MF\HSL\CP\24-25\0221	INE700G14NG7	11-Feb-25	13-May-25	25,000	7.89%	91	13-May-25
Invesco MF\HSL\CP\24-25\0222	INE700G14NG7	11-Feb-25	13-May-25	5,000	7.89%	91	13-May-25
ENTERTAINMENT NETWORK INDIA LTD\HSL\CP\24-25\0223	INE700G14NH5	12-Feb-25	14-May-25	1,000	7.89%	91	14-May-25
RCCPL PRIVATE LTD.\HSL\CP\24-25\0224	INE700G14NH5	12-Feb-25	14-May-25	5,000	7.85%	91	14-May-25
MRS. THE SANDUR MANGANESE AND IRON ORES LTD\HSL\CP\24-25\0225	INE700G14NH5	12-Feb-25	14-May-25	1,500	7.85%	91	14-May-25
Bandhan MF\HSL\CP\24-25\0226	INE700G14NH5	12-Feb-25	14-May-25	700	7.85%	91	14-May-25
BANK OF INDIA MF\HSL\CP\24-25\0227	INE700G14NH5	12-Feb-25	14-May-25	5,000	7.85%	91	14-May-25
Baroda MF\HSL\CP\24-25\0228	INE700G14NH5	12-Feb-25	14-May-25	20,000	7.85%	91	14-May-25
ICICI Prudential MF\HSL\CP\24-25\0229	INE700G14NH5	12-Feb-25	14-May-25	20,000	7.85%	91	14-May-25
BANK OF INDIA MF\HSL\CP\24-25\0230	INE700G14NH5	12-Feb-25	14-May-25	2,500	7.85%	91	14-May-25
DSP MF\HSL\CP\24-25\0231	INE700G14NI3	13-Feb-25	15-May-25	7,500	7.84%	91	15-May-25
White Oak MF\HSL\CP\24-25\0232	INE700G14NI3	13-Feb-25	15-May-25	1,800	7.84%	91	15-May-25
White Oak MF\HSL\CP\24-25\0233	INE700G14NI3	13-Feb-25	15-May-25	700	7.84%	91	15-May-25
White Oak MF\HSL\CP\24-25\0234	INE700G14NI3	13-Feb-25	15-May-25	500	7.84%	91	15-May-25
Axis MF\HSL\CP\24-25\0235	INE700G14NI3	13-Feb-25	15-May-25	15,000	7.84%	91	15-May-25
Bandhan MF\HSL\CP\24-25\0236	INE700G14NJ1	25-Feb-25	27-May-25	20,000	7.75%	91	27-May-25
UTI MF\HSL\CP\24-25\0237	INE700G14NL7	04-Mar-25	03-Jun-25	20,000	7.85%	91	03-Jun-25
Mahindra Manulife MF\HSL\CP\24-25\0238	INE700G14NL7	04-Mar-25	03-Jun-25	2,500	7.85%	91	03-Jun-25
Kotak Mahindra MF\HSL\CP\24-25\0239	INE700G14NL7	04-Mar-25	03-Jun-25	15,000	7.85%	91	03-Jun-25
UTI MF\HSL\CP\24-25\0240	INE700G14NN3	05-Mar-25	04-Jun-25	20,000	7.87%	91	04-Jun-25
DSP MF\HSL\CP\24-25\0241	INE700G14NN3	05-Mar-25	04-Jun-25	20,000	7.87%	91	04-Jun-25
ICICI Prudential MF\HSL\CP\24-25\0242	INE700G14NN3	05-Mar-25	04-Jun-25	15,000	7.87%	91	04-Jun-25
ZYDUS LIFSCIENCES LIMITED\HSL\CP\24-25\0243	INE700G14NO1	07-Mar-25	04-Apr-25	10,000	7.81%	28	04-Apr-25
Mirae MF\HSL\CP\24-25\0244	INE700G14NM5	07-Mar-25	06-Jun-25	10,000	7.87%	91	06-Jun-25
ADITYA BIRLA MF\HSL\CP\24-25\0245	INE700G14NM5	07-Mar-25	06-Jun-25	15,000	7.87%	91	06-Jun-25
ICICI Prudential MF\HSL\CP\24-25\0246	INE700G14NM5	07-Mar-25	06-Jun-25	17,500	7.89%	91	06-Jun-25
SBI MF\HSL\CP\24-25\0247	INE700G14NP8	10-Mar-25	09-Jun-25	50,000	7.89%	91	09-Jun-25
Kotak Mahindra MF\HSL\CP\24-25\0248	INE700G14NP8	10-Mar-25	09-Jun-25	30,000	7.89%	91	09-Jun-25
Canara Robeco MF\HSL\CP\24-25\0249	INE700G14NQ6	11-Mar-25	10-Jun-25	10,000	7.89%	91	10-Jun-25
Nippon MF\HSL\CP\24-25\0250	INE700G14NQ6	11-Mar-25	10-Jun-25	30,000	7.89%	91	10-Jun-25
H5BC MF\HSL\CP\24-25\0251	INE700G14NQ6	11-Mar-25	10-Jun-25	30,000	7.89%	91	10-Jun-25
LTIMINDTREE LIMITED\HSL\CP\24-25\0252	INE700G14NR4	12-Mar-25	11-Jun-25	2,500	7.89%	91	11-Jun-25
Axis MF\HSL\CP\24-25\0253	INE700G14NR4	12-Mar-25	11-Jun-25	25,000	7.88%	91	11-Jun-25
BHORUKA SUPPLY CHAIN SOLUTIONS HOLDINGS LIMITED\HSL\CP\24-25\0254	INE700G14NS2	13-Mar-25	12-Jun-25	2,500	7.87%	91	12-Jun-25
Groww MF\HSL\CP\24-25\0255	INE700G14NS2	13-Mar-25	12-Jun-25	1,000	7.88%	91	12-Jun-25
UNION MF\HSL\CP\24-25\0256	INE700G14NT0	17-Mar-25	16-Jun-25	5,000	7.92%	91	16-Jun-25
DEEPAK PHENOLICS LIMITED\HSL\CP\24-25\0257	INE700G14NT0	17-Mar-25	16-Jun-25	5,000	7.92%	91	16-Jun-25
SBI MF\HSL\CP\24-25\0258	INE700G14NU8	18-Mar-25	17-Jun-25	50,000	7.92%	91	17-Jun-25
Canara Robeco MF\HSL\CP\24-25\0259	INE700G14NU8	18-Mar-25	17-Jun-25	10,000	7.92%	91	17-Jun-25
Mirae MF\HSL\CP\24-25\0260	INE700G14NU8	21-Mar-25	17-Jun-25	15,000	7.90%	88	17-Jun-25
UNION MF\HSL\CP\24-25\0261	INE700G14NU8	21-Mar-25	17-Jun-25	2,500	7.90%	88	17-Jun-25
UNION MF\HSL\CP\24-25\0262	INE700G14NU8	21-Mar-25	17-Jun-25	1,500	7.90%	88	17-Jun-25
SBI MF\HSL\CP\25-26\001	INE700G14NV6	07-Apr-25	27-Jun-25	30,000	7.30%	81	27-Jun-25



Details of Commercial Papers matured during the quarter and year ended 31 March 2026

₹ in lacs

Name	ISIN	Issue Date	Maturity Date	Amount	Rate p.a.	Days	Repayment date
Sundaram MF\HSL\CP\25-26\002	INE700G14NW4	16-Apr-25	15-Jul-25	7,500	6.84%	90	15-Jul-25
Mirae MF\HSL\CP\25-26\003	INE700G14NW4	16-Apr-25	15-Jul-25	10,000	6.84%	90	15-Jul-25
Kotak Mahindra MF\HSL\CP\25-26\004	INE700G14NW4	16-Apr-25	15-Jul-25	20,000	6.84%	90	15-Jul-25
ICICI Prudential MF\HSL\CP\25-26\005	INE700G14NX2	17-Apr-25	17-Jul-25	25,000	6.83%	91	17-Jul-25
Mirae MF\HSL\CP\25-26\006	INE700G14NX2	17-Apr-25	17-Jul-25	10,000	6.83%	91	17-Jul-25
DSP MF\HSL\CP\25-26\007	INE700G14NZ7	23-Apr-25	23-Jul-25	15,000	6.87%	91	23-Jul-25
UNION MF\HSL\CP\25-26\008	INE700G14NZ7	23-Apr-25	23-Jul-25	5,000	6.87%	91	23-Jul-25
LIC MF\HSL\CP\25-26\009	INE700G14NZ7	23-Apr-25	23-Jul-25	10,000	6.87%	91	23-Jul-25
Mirae MF\HSL\CP\25-26\0010	INE700G14NZ7	23-Apr-25	23-Jul-25	10,000	6.87%	91	23-Jul-25
Lupin Limited\HSL\CP\25-26\0011	INE700G14OA8	24-Apr-25	24-Jul-25	5,000	6.87%	91	24-Jul-25
HSBC MF\HSL\CP\25-26\0012	INE700G14OA8	24-Apr-25	24-Jul-25	30,000	6.87%	91	24-Jul-25
Sundaram Alternative Opportunities Series - High Yield Secured Real Estate Fund III\HSL\CP\25-26\0014	INE700G14OB6	30-Apr-25	24-Jul-25	2,500	6.78%	85	24-Jul-25
ZYDUS LIFESCSCIENCES LIMITED\HSL\CP\25-26\0014	INE700G14OB6	02-May-25	01-Jul-25	10,000	6.70%	60	01-Jul-25
DEEPAK PHENOLICS LIMITED\HSL\CP\25-26\0015	INE700G14OC4	02-May-25	01-Aug-25	7,500	6.78%	91	01-Aug-25
Bajaj Finserv MF\HSL\CP\25-26\0016	INE700G14OE0	11-May-25	11-Aug-25	2,500	6.86%	90	11-Aug-25
Bajaj Finance Limited\HSL\CP\25-26\0017	INE700G14OE0	13-May-25	11-Aug-25	50,000	6.86%	90	11-Aug-25
DEEPAK PHENOLICS LIMITED\HSL\CP\25-26\0018	INE700G14OE0	13-May-25	11-Aug-25	12,500	6.86%	90	11-Aug-25
Bandhan MF\HSL\CP\25-26\0019	INE700G14OF7	13-May-25	12-Aug-25	25,000	6.86%	91	12-Aug-25
Groww MF\HSL\CP\25-26\0020	INE700G14OF7	13-May-25	12-Aug-25	1,000	6.84%	91	12-Aug-25
BANK OF INDIA MF\HSL\CP\25-26\0021	INE700G14OF7	13-May-25	12-Aug-25	5,000	6.84%	91	12-Aug-25
Kotak Mahindra MF\HSL\CP\25-26\0022	INE700G14OF7	13-May-25	12-Aug-25	20,000	6.86%	91	12-Aug-25
DSP MF\HSL\CP\25-26\0023	INE700G14OG5	14-May-25	13-Aug-25	20,000	6.84%	91	13-Aug-25
White Oak MF\HSL\CP\25-26\0024	INE700G14OG5	15-May-25	13-Aug-25	3,000	6.84%	90	13-Aug-25
White Oak MF\HSL\CP\25-26\0025	INE700G14OG5	15-May-25	13-Aug-25	1,000	6.84%	90	13-Aug-25
Sundaram MF\HSL\CP\25-26\0026	INE700G14OG5	16-May-25	13-Aug-25	10,000	6.82%	89	13-Aug-25
ICICI Prudential MF\HSL\CP\25-26\0027	INE700G14OI1	21-May-25	19-Aug-25	17,500	6.70%	90	19-Aug-25
Mirae MF\HSL\CP\25-26\0028	INE700G14OI1	21-May-25	19-Aug-25	5,000	6.70%	90	19-Aug-25
AXIS MF\HSL\CP\25-26\0029	INE700G14OJ9	21-May-25	20-Aug-25	20,000	6.68%	91	20-Aug-25
Bandhan MF\HSL\CP\25-26\0030	INE700G14OK7	27-May-25	26-Aug-25	20,000	6.56%	91	26-Aug-25
LIC MF\HSL\CP\25-26\0031	INE700G14OK7	27-May-25	26-Aug-25	5,000	6.56%	91	26-Aug-25
Canara Robeco MF\HSL\CP\25-26\0032	INE700G14OM1	30-May-25	29-Aug-25	10,000	6.58%	91	29-Aug-25
Franklin MF\HSL\CP\25-26\0033	INE700G14ON1	30-May-25	29-Aug-25	5,000	6.58%	91	29-Aug-25
SBI MF\HSL\CP\25-26\0034	INE700G14OO9	03-Jun-25	02-Sep-25	25,000	6.55%	91	02-Sep-25
Bajaj Finserv MF\HSL\CP\25-26\0035	INE700G14OL5	04-Jun-25	03-Sep-25	5,000	6.55%	91	03-Sep-25
SBI MF\HSL\CP\25-26\0036	INE700G14OL5	04-Jun-25	03-Sep-25	25,000	6.55%	91	03-Sep-25
SBI MF\HSL\CP\25-26\0037	INE700G14OM3	05-Jun-25	04-Sep-25	50,000	6.55%	91	04-Sep-25
NIPPON MF\HSL\CP\25-26\0038	INE700G14OM3	06-Jun-25	04-Sep-25	25,000	6.55%	90	04-Sep-25
SBI MF\HSL\CP\25-26\0039	INE700G14OQ4	09-Jun-25	08-Sep-25	50,000	6.49%	91	08-Sep-25
Sundaram MF\HSL\CP\25-26\0040	INE700G14OQ4	09-Jun-25	08-Sep-25	5,000	6.49%	91	08-Sep-25
Tata MF\HSL\CP\25-26\0041	INE700G14OQ4	09-Jun-25	08-Sep-25	25,000	6.20%	91	08-Sep-25
Mirae MF\HSL\CP\25-26\0042	INE700G14OQ4	09-Jun-25	08-Sep-25	15,000	6.30%	91	08-Sep-25
ICICI Prudential MF\HSL\CP\25-26\0043	INE700G14OP6	10-Jun-25	09-Sep-25	50,000	6.46%	91	09-Sep-25
HSBC MF\HSL\CP\25-26\0044	INE700G14OR2	11-Jun-25	10-Sep-25	30,000	6.20%	91	10-Sep-25
Axis MF\HSL\CP\25-26\0045	INE700G14OS0	12-Jun-25	11-Sep-25	40,000	6.29%	91	11-Sep-25
Canara Robeco MF\HSL\CP\25-26\0046	INE700G14OS0	12-Jun-25	11-Sep-25	7,500	6.29%	91	11-Sep-25
SBI MF\HSL\CP\25-26\0047	INE700G14OT8	16-Jun-25	15-Sep-25	20,000	6.35%	91	15-Sep-25
Nippon MF\HSL\CP\25-26\0048	INE700G14OT8	16-Jun-25	15-Sep-25	20,000	6.35%	91	15-Sep-25
Canara Robeco MF\HSL\CP\25-26\0049	INE700G14OT8	16-Jun-25	15-Sep-25	10,000	6.35%	91	15-Sep-25
Nippon MF\HSL\CP\25-26\0050	INE700G14OU6	17-Jun-25	16-Sep-25	30,000	6.35%	91	16-Sep-25
UTI MF\HSL\CP\25-26\0051	INE700G14OU6	17-Jun-25	16-Sep-25	20,000	6.35%	91	16-Sep-25
ICICI Prudential MF\HSL\CP\25-26\0052	INE700G14OV4	19-Jun-25	18-Sep-25	20,000	6.31%	91	18-Sep-25
ZYDUS HEALTHCARE LIMITED\HSL\CP\25-26\0053	INE700G14OX0	02-Jul-25	31-Jul-25	25,000	6.30%	29	31-Jul-25
ZYDUS ANIMAL HEALTH AND INVESTMENTS LIMITED\HSL\CP\25-26\0054	INE700G14OX0	02-Jul-25	31-Jul-25	5,000	6.30%	29	31-Jul-25
ZYDUS HEALTHCARE LIMITED\HSL\CP\25-26\0069	INE700G14OK7	31-Jul-25	26-Aug-25	10,000	6.15%	26	26-Aug-25
Bajaj Finance Limited\HSL\CP\25-26\0095	INE700G14PT5	09-Sep-25	26-Sep-25	35,000	6.35%	17	26-Sep-25
Satin Creditcare Network Ltd\HSL\CP\25-26\0096	INE700G14PT5	09-Sep-25	26-Sep-25	5,000	6.35%	17	26-Sep-25
MAHINDRA & MAHINDRA FINANCIAL SERVICES LTD\HSL\CP\25-26\0097	INE700G14PU3	09-Sep-25	29-Sep-25	20,000	6.35%	20	29-Sep-25
Lupin Limited\HSL\CP\25-26\0098	INE700G14PU3	09-Sep-25	29-Sep-25	10,000	6.35%	20	29-Sep-25
GMR HYDERABAD INTERNATIONAL AIRPORT LIMITED\HSL\CP\25-26\00102	INE700G14PU3	10-Sep-25	29-Sep-25	5,000	6.35%	19	29-Sep-25
Zepto Private Limited\HSL\CP\25-26\00103	INE700G14PU3	10-Sep-25	29-Sep-25	5,000	6.35%	19	29-Sep-25
Bajaj Finance Limited\HSL\CP\25-26\00106	INE700G14PU3	11-Sep-25	29-Sep-25	15,000	6.35%	18	29-Sep-25
Axis MF\HSL\CP\25-26\0055	INE700G14OY8	11-Jul-25	28-Oct-25	20,000	6.35%	109	28-Oct-25
Nippon MF\HSL\CP\25-26\0056	INE700G14OZ5	15-Jul-25	10-Oct-25	22,500	6.30%	87	10-Oct-25
Bandhan MF\HSL\CP\25-26\0057	INE700G14PA5	15-Jul-25	14-Oct-25	15,000	6.30%	91	14-Oct-25
ICICI Prudential MF\HSL\CP\25-26\0058	INE700G14PB3	17-Jul-25	16-Oct-25	20,000	6.28%	91	16-Oct-25
DSP MF\HSL\CP\25-26\0059	INE700G14PB3	17-Jul-25	16-Oct-25	15,000	6.28%	91	16-Oct-25



Details of Commercial Papers matured during the quarter and year ended 31 March 2026

(₹ in lacs)

Name	ISIN	Issue Date	Maturity Date	Amount	Rate p.a.	Days	Repayment date
DSP MF\HSL\CP\25-26\0060	INE700G14PE7	23-Jul-25	20-Oct-25	40,000	6.29%	89	20-Oct-25
DSP MF\HSL\CP\25-26\0061	INE700G14PE7	23-Jul-25	20-Oct-25	15,000	6.29%	89	20-Oct-25
UNION MF\HSL\CP\25-26\0062	INE700G14PD9	24-Jul-25	23-Oct-25	5,000	6.29%	91	23-Oct-25
Lupin Limited\HSL\CP\25-26\0063	INE700G14PD9	24-Jul-25	23-Oct-25	5,000	6.29%	91	23-Oct-25
ICICI Prudential MF\HSL\CP\25-26\0064	INE700G14PD9	24-Jul-25	23-Oct-25	10,000	6.29%	91	23-Oct-25
Jio BlackRock MF\HSL\CP\25-26\0065	INE700G14PC1	28-Jul-25	27-Oct-25	15,000	6.29%	91	27-Oct-25
Baroda MF\HSL\CP\25-26\0066	INE700G14PF4	30-Jul-25	29-Oct-25	20,000	6.29%	91	29-Oct-25
EDELWISS MF\HSL\CP\25-26\0067	INE700G14PE7	31-Jul-25	20-Oct-25	10,000	6.33%	81	20-Oct-25
Bajaj Finserv MF\HSL\CP\25-26\0068	INE700G14QY8	31-Jul-25	28-Oct-25	2,500	6.33%	89	28-Oct-25
ICICI Prudential MF\HSL\CP\25-26\0070	INE700G14PG2	11-Aug-25	10-Nov-25	25,000	6.34%	91	10-Nov-25
Bandhan MF\HSL\CP\25-26\0071	INE700G14PG2	11-Aug-25	10-Nov-25	30,000	6.34%	91	10-Nov-25
EDELWISS MF\HSL\CP\25-26\0072	INE700G14PG2	11-Aug-25	10-Nov-25	5,000	6.34%	91	10-Nov-25
Axis MF\HSL\CP\25-26\0073	INE700G14PJ6	12-Aug-25	11-Nov-25	25,000	6.34%	91	11-Nov-25
Sundaram MF\HSL\CP\25-26\0074	INE700G14PJ6	12-Aug-25	11-Nov-25	5,000	6.34%	91	11-Nov-25
ITI MF\HSL\CP\25-26\0075	INE700G14PJ6	12-Aug-25	11-Nov-25	500	6.34%	91	11-Nov-25
White Oak MF\HSL\CP\25-26\0076	INE700G14PI8	13-Aug-25	12-Nov-25	3,000	6.34%	91	12-Nov-25
HSBC MF\HSL\CP\25-26\0077	INE700G14PI8	13-Aug-25	12-Nov-25	15,000	6.34%	91	12-Nov-25
Sundaram MF\HSL\CP\25-26\0078	INE700G14PH0	14-Aug-25	13-Nov-25	5,000	6.34%	91	13-Nov-25
Nippon MF\HSL\CP\25-26\0079	INE700G14PH0	14-Aug-25	13-Nov-25	20,000	6.34%	91	13-Nov-25
HSBC MF\HSL\CP\25-26\0080	INE700G14PL2	20-Aug-25	19-Nov-25	30,000	6.33%	91	19-Nov-25
Axis MF\HSL\CP\25-26\0081	INE700G14PL2	20-Aug-25	19-Nov-25	20,000	6.33%	91	19-Nov-25
MRS. THE SANDUR MANGANESE AND IRON ORES LTD\HSL\CP\25-26\0082	INE700G14PM0	26-Aug-25	25-Nov-25	1,500	6.33%	91	25-Nov-25
Kotak Mahindra MF\HSL\CP\25-26\0083	INE700G14PM0	26-Aug-25	25-Nov-25	10,000	6.38%	91	25-Nov-25
LIC MF\HSL\CP\25-26\0084	INE700G14PM0	26-Aug-25	25-Nov-25	10,000	6.38%	91	25-Nov-25
DSP MF\HSL\CP\25-26\0085	INE700G14PN8	28-Aug-25	27-Nov-25	15,000	6.38%	91	27-Nov-25
ZYDUS HEALTHCARE LIMITED\HSL\CP\25-26\00117	INE700G14QA3	18-Sep-25	17-Oct-25	10,000	6.50%	29	17-Oct-25
EDELWISS MF\HSL\CP\25-26\0086	INE700G14PO6	02-Sep-25	02-Dec-25	5,000	6.43%	91	02-Dec-25
Axis MF\HSL\CP\25-26\0087	INE700G14PO5	02-Sep-25	02-Dec-25	20,000	6.52%	91	02-Dec-25
SBI MF\HSL\CP\25-26\0088	INE700G14PO1	03-Sep-25	03-Dec-25	50,000	6.52%	91	03-Dec-25
UTI MF\HSL\CP\25-26\0089	INE700G14PO1	03-Sep-25	03-Dec-25	20,000	6.52%	91	03-Dec-25
Kotak Mahindra MF\HSL\CP\25-26\0090	INE700G14PP3	04-Sep-25	04-Dec-25	30,000	6.52%	91	04-Dec-25
Nippon MF\HSL\CP\25-26\0091	INE700G14PS7	09-Sep-25	09-Dec-25	20,000	6.52%	91	09-Dec-25
Bajaj Finserv MF\HSL\CP\25-26\0092	INE700G14PS7	09-Sep-25	09-Dec-25	7,500	6.60%	91	09-Dec-25
Bandhan MF\HSL\CP\25-26\0093	INE700G14PS7	09-Sep-25	09-Dec-25	5,000	6.60%	91	09-Dec-25
Canara Robeco MF\HSL\CP\25-26\0094	INE700G14PS7	09-Sep-25	09-Dec-25	10,000	6.60%	91	09-Dec-25
Kotak Mahindra MF\HSL\CP\25-26\0099	INE700G14PS7	09-Sep-25	09-Dec-25	20,000	6.66%	91	09-Dec-25
BANK OF INDIA MF\HSL\CP\25-26\00100	INE700G14PS7	09-Sep-25	09-Dec-25	7,500	6.66%	91	09-Dec-25
Bajaj Finserv MF\HSL\CP\25-26\00101	INE700G14PS7	09-Sep-25	09-Dec-25	5,000	6.66%	91	09-Dec-25
ICICI Prudential MF\HSL\CP\25-26\00104	INE700G14PY5	10-Sep-25	10-Dec-25	25,000	6.60%	91	10-Dec-25
ICICI Prudential MF\HSL\CP\25-26\00107	INE700G14PX7	11-Sep-25	11-Dec-25	25,000	6.75%	91	11-Dec-25
MRS. THE SANDUR MANGANESE AND IRON ORES LTD\HSL\CP\25-26\00105	INE700G14PW9	10-Sep-25	15-Dec-25	2,500	6.65%	96	15-Dec-25
Canara Robeco MF\HSL\CP\25-26\00108	INE700G14PW9	15-Sep-25	15-Dec-25	15,000	6.75%	91	15-Dec-25
PGIM India Trustees Pvt Ltd\HSL\CP\25-26\00109	INE700G14PW9	15-Sep-25	15-Dec-25	2,500	6.75%	91	15-Dec-25
LIC MF\HSL\CP\25-26\00110	INE700G14PW9	15-Sep-25	15-Dec-25	10,000	6.72%	91	15-Dec-25
Nippon MF\HSL\CP\25-26\00111	INE700G14PW9	15-Sep-25	15-Dec-25	20,000	6.72%	91	15-Dec-25
Invesco MF\HSL\CP\25-26\00112	INE700G14PW9	15-Sep-25	15-Dec-25	5,000	6.72%	91	15-Dec-25
Invesco MF\HSL\CP\25-26\00113	INE700G14PW9	15-Sep-25	15-Dec-25	10,000	6.72%	91	15-Dec-25
Aditya Birla MF\HSL\CP\25-26\00114	INE700G14PY5	16-Sep-25	16-Dec-25	40,000	6.72%	91	16-Dec-25
ICICI Prudential MF\HSL\CP\25-26\00115	INE700G14PY5	16-Sep-25	16-Dec-25	10,000	6.72%	91	16-Dec-25
LIC MF\HSL\CP\25-26\00138	INE700G14PY5	30-Sep-25	16-Dec-25	5,000	6.73%	77	16-Dec-25
Jio BlackRock MF\HSL\CP\25-26\00116	INE700G14PZ2	18-Sep-25	18-Dec-25	17,500	6.70%	91	18-Dec-25
ICICI Prudential MF\HSL\CP\25-26\00121	INE700G14PZ2	23-Sep-25	18-Dec-25	10,000	6.55%	86	18-Dec-25
TATA MF\HSL\CP\25-26\00122	INE700G14PZ2	23-Sep-25	18-Dec-25	10,000	6.55%	86	18-Dec-25
Sundaram MF\HSL\CP\25-26\00139	INE700G14QF2	30-Sep-25	22-Dec-25	10,000	6.73%	83	22-Dec-25
Franklin MF\HSL\CP\25-26\00118	INE700G14QB1	23-Sep-25	23-Dec-25	5,000	6.55%	91	23-Dec-25
Kotak Mahindra MF\HSL\CP\25-26\00119	INE700G14QB1	23-Sep-25	23-Dec-25	40,000	6.55%	91	23-Dec-25
Kotak Mahindra MF\HSL\CP\25-26\00120	INE700G14QB1	23-Sep-25	23-Dec-25	15,000	6.55%	91	23-Dec-25
HSBC MF\HSL\CP\25-26\00123	INE700G14QC9	24-Sep-25	24-Dec-25	20,000	6.61%	91	24-Dec-25
Kotak Mahindra MF\HSL\CP\25-26\00124	INE700G14QC9	24-Sep-25	24-Dec-25	40,000	6.61%	91	24-Dec-25
ICICI Prudential MF\HSL\CP\25-26\00125	INE700G14QC9	24-Sep-25	24-Dec-25	5,000	6.61%	91	24-Dec-25
Franklin MF\HSL\CP\25-26\00126	INE700G14QC9	24-Sep-25	24-Dec-25	7,500	6.61%	91	24-Dec-25
SBI MF\HSL\CP\25-26\00127	INE700G14QC9	24-Sep-25	24-Dec-25	20,000	6.61%	91	24-Dec-25
Bajaj Finance Limited\HSL\CP\25-26\00136	INE700G14QE5	29-Sep-25	26-Dec-25	35,000	6.75%	88	26-Dec-25
Bajaj Finance Limited\HSL\CP\25-26\00137	INE700G14QE5	29-Sep-25	26-Dec-25	15,000	6.75%	88	26-Dec-25
Sundaram MF\HSL\CP\25-26\00140	INE700G14QJ4	30-Sep-25	29-Dec-25	9,500	6.73%	90	29-Dec-25
Jio BlackRock MF\HSL\CP\25-26\00141	INE700G14QJ4	30-Sep-25	29-Dec-25	20,000	6.73%	90	29-Dec-25



Details of Commercial Papers matured during the quarter and year ended 31 March 2026

(₹ in lacs)

Name	ISIN	Issue Date	Maturity Date	Amount	Rate p.a.	Days	Repayment date
DEEPAK PHENOLICS LIMITED\HSL\CP\25-26\00142	INE700G14QJ4	30-Sep-25	29-Dec-25	2,500	6.73%	90	29-Dec-25
SATIN MF\HSL\CP\25-26\0144	INE700G14QG0	01-Oct-25	31-Oct-25	5,000	6.40%	30	31-Oct-25
SUNDARAM FINANCE MF\HSL\CP\25-26\0145	INE700G14QL0	03-Oct-25	24-Oct-25	25,000	6.40%	21	24-Oct-25
MAHINDRA & MAHINDRA MF\HSL\CP\25-26\0146	INE700G14PC1	10-Oct-25	27-Oct-25	30,000	6.37%	17	27-Oct-25
Bajaj Finserv MF\HSL\CP\25-26\00147	INE700G14QN6	16-Oct-25	17-Nov-25	10,000	6.52%	32	17-Nov-25
DSP MF\HSL\CP\25-26\00148	INE700G14QN6	16-Oct-25	17-Nov-25	15,000	6.52%	32	17-Nov-25
GMR Goa International Airport\HSL\CP\25-26\00149	INE700G14QN6	16-Oct-25	17-Nov-25	2,500	6.52%	32	17-Nov-25
Canara Robeco MF\HSL\CP\25-26\00150	INE700G14QN6	16-Oct-25	17-Nov-25	15,000	6.52%	32	17-Nov-25
Delhi Airport Parking Services\HSL\CP\25-26\00151	INE700G14QN6	16-Oct-25	17-Nov-25	5,000	6.52%	32	17-Nov-25
Sundaram Finance\HSL\CP\25-26\00159	INE700G14QN6	27-Oct-25	17-Nov-25	15,000	6.55%	21	17-Nov-25
SBI MF\HSL\CP\25-26\00160	INE700G14PN8	27-Oct-25	27-Nov-25	50,000	6.55%	31	27-Nov-25
HSBC MF\HSL\CP\25-26\00143	INE700G14QK2	30-Sep-25	23-Feb-26	10,000	6.82%	146	23-Feb-26
ICICI Prudential Ltd\HSL\CP\25-26\00135	INE700G14QH8	26-Sep-25	05-Mar-26	5,000	6.82%	160	05-Mar-26
Baroda MF\HSL\CP\25-26\00128	INE700G14QD7	25-Sep-25	13-Mar-26	7,500	6.82%	169	13-Mar-26
DSP MF\HSL\CP\25-26\00129	INE700G14QD7	25-Sep-25	13-Mar-26	7,500	6.82%	169	13-Mar-26
Axis MF\HSL\CP\25-26\00130	INE700G14QD7	25-Sep-25	13-Mar-26	3,500	6.82%	169	13-Mar-26
Axis MF\HSL\CP\25-26\00131	INE700G14QD7	25-Sep-25	13-Mar-26	6,500	6.82%	169	13-Mar-26
Invesco MF\HSL\CP\25-26\00132	INE700G14QD7	25-Sep-25	13-Mar-26	5,000	6.82%	169	13-Mar-26
LIC MF\HSL\CP\25-26\00133	INE700G14QD7	25-Sep-25	13-Mar-26	5,000	6.82%	169	13-Mar-26
Lupin Ltd\HSL\CP\25-26\00134	INE700G14QI6	26-Sep-25	25-Mar-26	5,000	6.82%	180	25-Mar-26
Lupin Limited\HSL\CP\25-26\00152	INE700G14QM8	16-Oct-25	15-Jan-26	5,000	6.68%	91	15-Jan-26
Tata MF\HSL\CP\25-26\00153	INE700G14QM8	16-Oct-25	15-Jan-26	50,000	6.68%	91	15-Jan-26
Lupin Limited\HSL\CP\25-26\00154	INE700G14QO4	17-Oct-25	09-Jan-26	10,000	6.68%	84	09-Jan-26
DSP MF\HSL\CP\25-26\00155	INE700G14QQ9	24-Oct-25	22-Jan-26	25,000	6.75%	90	22-Jan-26
MIRAE MF\HSL\CP\25-26\00156	INE700G14QQ9	24-Oct-25	22-Jan-26	25,000	6.75%	90	22-Jan-26
EDELWISS MF\HSL\CP\25-26\00157	INE700G14QQ9	24-Oct-25	22-Jan-26	7,500	6.75%	90	22-Jan-26
ICICI Prudential MF\HSL\CP\25-26\00158	INE700G14QQ9	24-Oct-25	22-Jan-26	25,000	6.75%	90	22-Jan-26
ICICI Prudential MF\HSL\CP\25-26\00161	INE700G14QR7	27-Oct-25	23-Jan-26	10,000	6.75%	88	23-Jan-26
Bajaj Finserv MF\HSL\CP\25-26\00162	INE700G14QS5	29-Oct-25	28-Jan-26	5,000	6.75%	91	28-Jan-26
HSBC MF\HSL\CP\25-26\00163	INE700G14QS5	29-Oct-25	28-Jan-26	10,000	6.75%	91	28-Jan-26
BANDHAN MF\HSL\CP\25-26\00164	INE700G14QT3	07-Nov-25	06-Feb-26	25,000	6.70%	91	06-Feb-26
Franklin MF\HSL\CP\25-26\00165	INE700G14QT3	07-Nov-25	06-Feb-26	2,500	6.70%	91	06-Feb-26
UTI MF\HSL\CP\25-26\00166	INE700G14QT3	07-Nov-25	06-Feb-26	30,000	6.70%	91	06-Feb-26
Tata MF\HSL\CP\25-26\00167	INE700G14QT3	07-Nov-25	06-Feb-26	25,000	6.70%	91	06-Feb-26
UNION MF\HSL\CP\25-26\00168	INE700G14QX5	11-Nov-25	10-Feb-26	5,000	6.70%	91	10-Feb-26
Axis MF\HSL\CP\25-26\00169	INE700G14QX5	11-Nov-25	10-Feb-26	30,000	6.65%	91	10-Feb-26
NIPPON MF\HSL\CP\25-26\00170	INE700G14QW7	12-Nov-25	11-Feb-26	30,000	6.70%	91	11-Feb-26
Parag Parikh MF\HSL\CP\25-26\00171	INE700G14QW7	12-Nov-25	11-Feb-26	10,000	6.65%	91	11-Feb-26
Sundaram MF\HSL\CP\25-26\00172	INE700G14QU1	13-Nov-25	12-Feb-26	7,500	6.70%	91	12-Feb-26
ICICI Prudential MF\HSL\CP\25-26\00173	INE700G14QU1	13-Nov-25	12-Feb-26	50,000	6.65%	91	12-Feb-26
Baroda MF\HSL\CP\25-26\00174	INE700G14QU1	13-Nov-25	12-Feb-26	20,000	6.70%	91	12-Feb-26
UNION MF\HSL\CP\25-26\00175	INE700G14QY3	18-Nov-25	17-Feb-26	5,000	6.64%	91	17-Feb-26
LIC MF\HSL\CP\25-26\00176	INE700G14QY3	18-Nov-25	17-Feb-26	10,000	6.64%	91	17-Feb-26
Axis MF\HSL\CP\25-26\00177	INE700G14QY3	18-Nov-25	17-Feb-26	25,000	6.64%	91	17-Feb-26
Bajaj Finserv MF\HSL\CP\25-26\00178	INE700G14QY3	18-Nov-25	17-Feb-26	5,000	6.64%	91	17-Feb-26
Invesco MF\HSL\CP\25-26\00179	INE700G14QY3	18-Nov-25	17-Feb-26	10,000	6.64%	91	17-Feb-26
BANDHAN MF\HSL\CP\25-26\00180	INE700G14QY3	18-Nov-25	17-Feb-26	30,000	6.64%	91	17-Feb-26
Axis MF\HSL\CP\25-26\00181	INE700G14RA1	18-Nov-25	27-Feb-26	25,000	6.70%	101	27-Feb-26
EDELWISS MF\HSL\CP\25-26\00182	INE700G14QZ0	19-Nov-25	18-Feb-26	5,000	6.64%	91	18-Feb-26
ICICI Prudential MF\HSL\CP\25-26\00183	INE700G14QZ0	19-Nov-25	18-Feb-26	20,000	6.64%	91	18-Feb-26
UTI MF\HSL\CP\25-26\00184	INE700G14RB9	20-Nov-25	19-Feb-26	20,000	6.64%	91	19-Feb-26
LIC MF\HSL\CP\25-26\00185	INE700G14RB9	20-Nov-25	19-Feb-26	7,500	6.62%	91	19-Feb-26
ICICI Prudential MF\HSL\CP\25-26\00186	INE700G14RB9	20-Nov-25	19-Feb-26	15,000	6.62%	91	19-Feb-26
UNION MF\HSL\CP\25-26\00187	INE700G14RB9	20-Nov-25	19-Feb-26	5,000	6.62%	91	19-Feb-26
ICICI Prudential MF\HSL\CP\25-26\00188	INE700G14RC7	21-Nov-25	20-Feb-26	15,000	6.62%	91	20-Feb-26
INFINITY FINCORP SOLUTIONS PRIVATE LIMITED\HSL\CP\25-26\00189	INE700G14RC7	21-Nov-25	20-Feb-26	5,000	6.60%	91	20-Feb-26
Groww MF\HSL\CP\25-26\00190	INE700G14RE3	24-Nov-25	03-Mar-26	250	6.64%	99	03-Mar-26
Groww MF\HSL\CP\25-26\00191	INE700G14RE3	24-Nov-25	03-Mar-26	250	6.64%	99	03-Mar-26
BANDHAN MF\HSL\CP\25-26\00192	INE700G14RE3	24-Nov-25	03-Mar-26	27,500	6.64%	99	03-Mar-26
Tata MF\HSL\CP\25-26\00193	INE700G14RE3	24-Nov-25	03-Mar-26	25,000	6.64%	99	03-Mar-26
Tata MF\HSL\CP\25-26\00194	INE700G14QH8	24-Nov-25	05-Mar-26	50,000	6.64%	101	05-Mar-26
HSBC MF\HSL\CP\25-26\00195	INE700G14RD5	26-Nov-25	25-Feb-26	20,000	6.62%	91	25-Feb-26
ZYDUS HEALTHCARE LIMITED\HSL\CP\25-26\00206	INE700G14RJ4	17-Dec-25	13-Jan-26	10,000	6.53%	27	13-Jan-26
SBI MF\HSL\CP\25-26\00216	INE700G14QM8	19-Dec-25	15-Jan-26	40,000	6.53%	27	15-Jan-26
Sundaram Finance\HSL\CP\25-26\00219	INE700G14RN4	30-Dec-25	20-Jan-26	25,000	6.45%	21	20-Jan-26
SBI MF\HSL\CP\25-26\00218	INE700G14QR7	22-Dec-25	23-Jan-26	25,000	6.53%	32	23-Jan-26



HDFC Securities Limited

Details of Commercial Papers matured during the quarter and year ended 31 March 2026

(₹ in lacs)

Name	ISIN	Issue Date	Maturity Date	Amount	Rate p.a.	Days	Repayment date
Jio BlackRock MF\HSL\CP\25-26\00196	INE700G14RF0	08-Dec-25	09-Mar-26	15,000	6.45%	91	09-Mar-26
ITI MF\HSL\CP\25-26\00197	INE700G14RG8	09-Dec-25	10-Mar-26	250	6.45%	91	10-Mar-26
DSP MF\HSL\CP\25-26\00198	INE700G14RG8	09-Dec-25	10-Mar-26	30,000	6.45%	91	10-Mar-26
ITI MF\HSL\CP\25-26\00199	INE700G14RG8	09-Dec-25	10-Mar-26	250	6.45%	91	10-Mar-26
Axis MF\HSL\CP\25-26\00200	INE700G14RH6	11-Dec-25	12-Mar-26	50,000	6.62%	91	12-Mar-26
Kotak Mahindra MF\HSL\CP\25-26\00201	INE700G14RH6	11-Dec-25	12-Mar-26	10,000	6.62%	91	12-Mar-26
ICICI Prudential MF\HSL\CP\25-26\00202	INE700G14RH6	11-Dec-25	12-Mar-26	25,000	6.62%	91	12-Mar-26
ICICI Prudential MF\HSL\CP\25-26\00203	INE700G14RH6	11-Dec-25	12-Mar-26	25,000	6.62%	91	12-Mar-26
Sundaram MF\HSL\CP\25-26\00204	INE700G14QD7	12-Dec-25	13-Mar-26	5,000	6.45%	91	13-Mar-26
ICICI Prudential MF\HSL\CP\25-26\00205	INE700G14QD7	12-Dec-25	13-Mar-26	25,000	6.62%	91	13-Mar-26
Groww MF\HSL\CP\25-26\00207	INE700G14RJ2	17-Dec-25	18-Mar-26	1,500	6.65%	91	18-Mar-26
Kotak Mahindra MF\HSL\CP\25-26\00208	INE700G14RJ2	17-Dec-25	18-Mar-26	20,000	6.62%	91	18-Mar-26
Tata MF\HSL\CP\25-26\00209	INE700G14RJ2	18-Dec-25	18-Mar-26	50,000	6.68%	90	18-Mar-26
Canara Robeco MF\HSL\CP\25-26\00210	INE700G14RJ2	18-Dec-25	18-Mar-26	20,000	6.68%	90	18-Mar-26
Kotak Mahindra MF\HSL\CP\25-26\00211	INE700G14RJ2	18-Dec-25	18-Mar-26	20,000	6.68%	90	18-Mar-26
Kotak Mahindra MF\HSL\CP\25-26\00212	INE700G14RM6	19-Dec-25	20-Mar-26	30,000	6.68%	91	20-Mar-26
Bajaj Finserv MF\HSL\CP\25-26\00213	INE700G14RM6	19-Dec-25	20-Mar-26	5,000	6.68%	91	20-Mar-26
SBI MF\HSL\CP\25-26\00214	INE700G14RM6	19-Dec-25	20-Mar-26	50,000	6.65%	91	20-Mar-26
EDELWISS MF\HSL\CP\25-26\00215	INE700G14RM6	19-Dec-25	20-Mar-26	10,000	6.65%	91	20-Mar-26
White Oak MF\HSL\CP\25-26\00217	INE700G14RL8	22-Dec-25	23-Mar-26	2,500	6.65%	91	23-Mar-26
MAHINDRA & MAHINDRA FINANCIAL SERVICES LTD\HSL\CP\00223	INE700G14RP9	13-Jan-26	29-Jan-26	30,000	6.30%	16	29-Jan-26
ZYDUS HEALTHCARE LIMITED\HSL\CP\25-26\00224	INE700G14RQ7	13-Jan-26	30-Jan-26	10,000	6.30%	17	30-Jan-26
ITC Limited\HSL\CP\25-26\00226	INE700G14RN4	13-Jan-26	20-Jan-26	10,000	6.30%	7	20-Jan-26
ZYDUS HEALTHCARE LIMITED\HSL\CP\25-26\00227	INE700G14QS5	14-Jan-26	28-Jan-26	10,000	6.30%	14	28-Jan-26
Shriram MF\HSL\CP\25-26\00228	INE700G14RQ7	14-Jan-26	30-Jan-26	1,500	6.30%	16	30-Jan-26
Hindustan Unilever\HSL\CP\25-26\00225	INE700G14RR5	13-Jan-26	02-Feb-26	30,000	6.30%	20	02-Feb-26
ITC Limited\HSL\CP\25-26\00222	INE700G14RQ2	09-Jan-26	03-Feb-26	5,000	6.29%	25	03-Feb-26
INFINITY FINCORP SOLUTIONS PRIVATE LIMITED\HSL\CP\25-26\00220	INE700G14QX5	09-Jan-26	10-Feb-26	5,000	6.34%	32	10-Feb-26
Sundaram Finance\HSL\CP\25-26\00232	INE700G14QW7	21-Jan-26	11-Feb-26	25,000	6.75%	21	11-Feb-26
Hindustan Unilever Limited\HSL\CP\25-26\00234	INE700G14QW7	23-Jan-26	11-Feb-26	25,000	6.75%	19	11-Feb-26
Zydus Lifesciences Limited\HSL\CP\25-26\00240	INE700G14QW7	29-Jan-26	11-Feb-26	7,500	7.18%	13	11-Feb-26
Delhi International Airport Limited\HSL\CP\25-26\00241	INE700G14QW7	29-Jan-26	11-Feb-26	5,000	7.18%	13	11-Feb-26
KeshmaLifeInsurance\HSL\CP\25-26\00246	INE700G14QW7	30-Jan-26	11-Feb-26	2,500	7.18%	12	11-Feb-26
Satin Creditcare Network Ltd\HSL\CP\25-26\00244	INE700G14RX3	30-Jan-26	13-Feb-26	5,000	7.18%	14	13-Feb-26
Indostar\HSL\CP\25-26\00245	INE700G14RY1	30-Jan-26	16-Feb-26	10,000	7.18%	17	16-Feb-26
ITC Limited\HSL\CP\25-26\00221	INE700G14RB9	12-Jan-26	19-Feb-26	15,000	6.29%	38	19-Feb-26
Groww MF\HSL\CP\25-26\00229	INE700G14RC7	20-Jan-26	20-Feb-26	300	6.75%	31	20-Feb-26
Groww MF\HSL\CP\25-26\00230	INE700G14RC7	20-Jan-26	20-Feb-26	200	6.75%	31	20-Feb-26
JioBlackRock Arbitrage Fund\HSL\CP\25-26\00242	INE700G14RD5	29-Jan-26	25-Feb-26	1,000	7.18%	27	25-Feb-26
SBI MF\HSL\CP\25-26\00231	INE700G14RA1	20-Jan-26	27-Feb-26	75,000	6.87%	38	27-Feb-26
M&M Financial Services\HSL\CP\25-26\00247	INE700G14RD5	02-Feb-26	25-Feb-26	15,000	7.18%	23	25-Feb-26
Bajaj Finance Limited\HSL\CP\25-26\00267	INE700G14SH4	11-Feb-26	26-Feb-26	50,000	6.60%	15	26-Feb-26
EDELWISS MF\HSL\CP\25-26\0268	INE700G14SK8	11-Feb-26	17-Mar-26	20,000	6.70%	34	17-Mar-26

HDFC Securities Limited

Details of Commercial Papers as at 31 March 2026

(₹ in lacs)

Name	ISIN	Issue Date	Maturity Date	Amount	Rate p.a.	Days
Invesco MF\HSL\CP\25-26\00235	INE700G14RU9	28-Jan-26	15-Apr-26	20,000	7.70%	77
SBI MF\HSL\CP\25-26\00243	INE700G14RW5	30-Jan-26	21-Apr-26	25,000	7.73%	81
Lupin Limited\HSL\CP\25-26\00233	INE700G14RS3	22-Jan-26	23-Apr-26	5,000	7.25%	91
Lupin Limited\HSL\CP\25-26\00239	INE700G14RV7	28-Jan-26	28-Apr-26	10,000	7.70%	90
GMR HYDERABAD INTERNATIONAL AIRPORT LIMITED\HSL\CP\25-26\00236	INE700G14RT1	28-Jan-26	29-Apr-26	2,500	7.70%	91
ICICI Prudential MF\HSL\CP\25-26\00237	INE700G14RT1	28-Jan-26	29-Apr-26	30,000	7.70%	91
KRBL LTD\HSL\CP\25-26\00238	INE700G14RT1	28-Jan-26	29-Apr-26	5,000	7.70%	91
Bharat Aluminium Company Limited\HSL\CP\25-26\0286	INE700G14SN2	16-Feb-26	07-Apr-26	2,500	7.40%	50
Entertainment Network India Ltd\HSL\CP\25-26\0292	INE700G14SP7	23-Feb-26	24-Apr-26	1,000	7.52%	60
INFINITY FINCORP SOLUTIONS PRIVATE LIMITED\HSL\CP\25-26\0293	INE700G14S00	23-Feb-26	24-Apr-26	5,000	7.52%	60
ITC Limited\HSL\CP\25-26\0248	INE700G14RV7	04-Feb-26	28-Apr-26	20,000	7.73%	83
Zydus Lifesciences Limited\HSL\CP\25-26\0290	INE700G14RT1	17-Feb-26	29-Apr-26	10,000	7.35%	71
ZYDUS HEALTHCARE LIMITED\HSL\CP\25-26\0254	INE700G14SF8	05-Feb-26	30-Apr-26	15,000	7.65%	84
Whiteoak MF\HSL\CP\25-26\0249	INE700G14RZ8	04-Feb-26	06-May-26	2,500	7.73%	91
Birla Corporation Limited\HSL\CP\25-26\0250	INE700G14RZ8	04-Feb-26	06-May-26	5,000	7.73%	91
ICICI Prudential MF\HSL\CP\25-26\0251	INE700G14RZ8	04-Feb-26	06-May-26	20,000	7.73%	91
NIPPON MF\HSL\CP\25-26\0252	INE700G14RZ8	04-Feb-26	06-May-26	10,000	7.73%	91
UNION MF\HSL\CP\25-26\0253	INE700G14RZ8	04-Feb-26	06-May-26	5,000	7.73%	91



HDFC Securities Limited

Details of Commercial Papers as at 31 March 2026

(₹ in lacs)

Name	ISIN	Issue Date	Maturity Date	Amount	Rate p.a.	Days
Kotak Mahindra MF\HSL\CP\25-26\0255	INE700G14RZ8	04-Feb-26	06-May-26	20,000	7.73%	91
ZYDUS HEALTHCARE LIMITED\HSL\CP\25-26\0273	INE700G14RZ8	11-Feb-26	06-May-26	10,000	7.70%	84
BANDHAN MF\HSL\CP\25-26\0256	INE700G14SD3	05-Feb-26	07-May-26	10,000	7.73%	91
Bajaj Finserv MF\HSL\CP\25-26\0257	INE700G14SD3	05-Feb-26	07-May-26	5,000	7.65%	91
ICICI Prudential MF\HSL\CP\25-26\0258	INE700G14SD3	05-Feb-26	07-May-26	20,000	7.65%	91
Whiteoak MF\HSL\CP\25-26\0259	INE700G14SD3	05-Feb-26	07-May-26	2,500	7.65%	91
Intellihealth Solutions Private Limited\HSL\CP\25-26\0260	INE700G14SD3	05-Feb-26	07-May-26	3,000	7.65%	91
Shrem Invit\HSL\CP\25-26\0261	INE700G14SG6	06-Feb-26	08-May-26	5,000	7.73%	91
Bharat Aluminium Company Limited\HSL\CP\25-26\0278	INE700G14SG6	12-Feb-26	08-May-26	12,500	7.64%	85
EDELWISS MF\HSL\CP\25-26\0262	INE700G14SE1	09-Feb-26	11-May-26	5,000	7.73%	91
JM Financial MF\HSL\CP\25-26\0263	INE700G14SA9	10-Feb-26	12-May-26	5,000	7.73%	91
RCCPL\HSL\CP\25-26\0264	INE700G14SA9	10-Feb-26	12-May-26	2,500	7.57%	91
HSBC MF\HSL\CP\25-26\0265	INE700G14SA9	10-Feb-26	12-May-26	20,000	7.73%	91
Axis MF\HSL\CP\25-26\0266	INE700G14SA9	10-Feb-26	12-May-26	25,000	7.70%	91
Parag Parikh MF\HSL\CP\25-26\0269	INE700G14SB7	11-Feb-26	13-May-26	7,500	7.73%	91
Parag Parikh MF\HSL\CP\25-26\0270	INE700G14SB7	11-Feb-26	13-May-26	5,000	7.73%	91
GAMEBERRY LABS PRIVATE LIMITED\HSL\CP\25-26\0271	INE700G14SB7	11-Feb-26	13-May-26	2,500	7.70%	91
LIFECCELL INTERNATIONAL PRIVATE LIMITED\HSL\CP\25-26\0272	INE700G14SB7	11-Feb-26	13-May-26	2,500	7.70%	91
ICICI Prudential MF\HSL\CP\25-26\0274	INE700G14SB7	11-Feb-26	13-May-26	55,000	7.71%	91
DSP MF\HSL\CP\25-26\0275	INE700G14SB7	11-Feb-26	13-May-26	10,000	7.71%	91
Axis MF\HSL\CP\25-26\0276	INE700G14SB7	11-Feb-26	13-May-26	25,000	7.71%	91
Tata MF\HSL\CP\25-26\0277	INE700G14SB7	11-Feb-26	13-May-26	50,000	7.71%	91
Franklin India Liquid Fund\HSL\CP\25-26\0279	INE700G14SI2	12-Feb-26	14-May-26	2,500	7.63%	91
Baroda MF\HSL\CP\25-26\0280	INE700G14SI2	12-Feb-26	14-May-26	20,000	7.62%	91
Parag Parikh MF\HSL\CP\25-26\0281	INE700G14SJ0	13-Feb-26	15-May-26	10,000	7.70%	91
Parag Parikh MF\HSL\CP\25-26\0282	INE700G14SJ0	13-Feb-26	15-May-26	2,500	7.70%	91
Parag Parikh MF\HSL\CP\25-26\0283	INE700G14SJ0	13-Feb-26	15-May-26	2,500	7.70%	91
UNION MF\HSL\CP\25-26\0284	INE700G14SJ0	13-Feb-26	15-May-26	7,500	7.60%	91
NIPPON MF\HSL\CP\25-26\0285	INE700G14SJ0	13-Feb-26	15-May-26	20,000	7.60%	91
NIPPON MF\HSL\CP\25-26\0287	INE700G14SL6	16-Feb-26	18-May-26	25,000	7.68%	91
DSP MF\HSL\CP\25-26\0288	INE700G14SL6	16-Feb-26	18-May-26	20,000	7.45%	91
LIC MF\HSL\CP\25-26\0289	INE700G14SL6	16-Feb-26	18-May-26	15,000	7.50%	91
EDELWISS MF\HSL\CP\25-26\0291	INE700G14SO0	18-Feb-26	20-May-26	10,000	7.50%	91
Canara Robeco MF\HSL\CP\25-26\0294	INE700G14SQ5	24-Feb-26	26-May-26	10,000	7.65%	91
MIRAE MF\HSL\CP\25-26\0295	INE700G14SQ5	24-Feb-26	26-May-26	5,000	7.65%	91
ICICI Prudential MF\HSL\CP\25-26\0296	INE700G14SQ5	24-Feb-26	26-May-26	20,000	7.65%	91
Jio BlackRock MF\HSL\CP\25-26\0297	INE700G14SS1	26-Feb-26	27-May-26	40,000	7.65%	90
NIPPON MF\HSL\CP\25-26\0298	INE700G14SS1	25-Feb-26	27-May-26	25,000	7.65%	91
UTI MF\HSL\CP\25-26\0299	INE700G14SS1	25-Feb-26	27-May-26	30,000	7.57%	91
ICICI Prudential MF\HSL\CP\25-26\0300	INE700G14SS1	25-Feb-26	27-May-26	25,000	7.55%	91
RCCPL\HSL\CP\25-26\0301	INE700G14SS1	26-Feb-26	27-May-26	2,500	7.55%	90
SBI MF\HSL\CP\25-26\0302	INE700G14SS1	26-Feb-26	27-May-26	20,000	7.55%	90
EDELWISS MF\HSL\CP\25-26\0303	INE700G14SR3	27-Feb-26	29-May-26	10,000	7.65%	91
ICICI Prudential MF\HSL\CP\25-26\0304	INE700G14SR3	27-Feb-26	29-May-26	20,000	7.55%	91
Sundaram Finance\HSL\CP\25-26\0325	INE700G14SN2	17-Mar-26	07-Apr-26	25,000	7.50%	21
EDELWISS MF\HSL\CP\25-26\0328	INE700G14SP7	30-Mar-26	24-Apr-26	2,500	8.05%	25
BANDHAN MF\HSL\CP\25-26\0305	INE700G14ST9	02-Mar-26	01-Jun-26	30,000	7.55%	91
DSP MF\HSL\CP\25-26\0306	INE700G14SU7	05-Mar-26	04-Jun-26	20,000	7.55%	91
UTI MF\HSL\CP\25-26\0307	INE700G14SU7	05-Mar-26	04-Jun-26	25,000	7.55%	91
UNION MF\HSL\CP\25-26\0308	INE700G14SU7	05-Mar-26	04-Jun-26	10,000	7.69%	91
Canara Robeco MF\HSL\CP\25-26\0309	INE700G14SV5	06-Mar-26	05-Jun-26	2,500	7.69%	91
ICICI Prudential MF\HSL\CP\25-26\0310	INE700G14SV5	06-Mar-26	05-Jun-26	20,000	7.69%	91
MIRAE MF\HSL\CP\25-26\0311	INE700G14SV5	06-Mar-26	05-Jun-26	10,000	7.69%	91
UTI MF\HSL\CP\25-26\0312	INE700G14SV5	06-Mar-26	05-Jun-26	30,000	7.69%	91
Axis MF\HSL\CP\25-26\0313	INE700G14SV5	06-Mar-26	05-Jun-26	40,000	7.55%	91
Bajaj Finserv MF\HSL\CP\25-26\0314	INE700G14SV5	06-Mar-26	05-Jun-26	7,500	7.55%	91
Kotak Mahindra MF\HSL\CP\25-26\0315	INE700G14SV5	06-Mar-26	05-Jun-26	30,000	7.69%	91
Canara Robeco MF\HSL\CP\25-26\0316	INE700G14SW3	09-Mar-26	08-Jun-26	7,500	7.69%	91
SBI MF\HSL\CP\25-26\0317	INE700G14SW3	09-Mar-26	08-Jun-26	50,000	7.69%	91
Jio BlackRock MF\HSL\CP\25-26\0319	INE700G14SW3	09-Mar-26	08-Jun-26	25,000	7.69%	91
Bajaj Finserv MF\HSL\CP\25-26\0320	INE700G14SX1	10-Mar-26	09-Jun-26	5,000	7.69%	91
Invesco MF\HSL\CP\25-26\0321	INE700G14SY9	11-Mar-26	10-Jun-26	15,000	7.69%	91
Axis MF\HSL\CP\25-26\0322	INE700G14SY9	11-Mar-26	10-Jun-26	40,000	7.69%	91
NIPPON MF\HSL\CP\25-26\0323	INE700G14SY9	11-Mar-26	10-Jun-26	30,000	7.67%	91
Britania\HSL\CP\25-26\0329	INE700G14SY9	30-Mar-26	10-Jun-26	2,500	7.90%	72
Parag Parikh MF\HSL\CP\25-26\0324	INE700G14SZ6	12-Mar-26	11-Jun-26	7,500	7.69%	91



HDFC Securities Limited

Details of Commercial Papers as at 31 March 2026

(₹ in lacs)

Name	ISIN	Issue Date	Maturity Date	Amount	Rate p.a.	Days
Bharat Aluminium\HSL\CP\25-26\0326	INE700G14S26	27-Mar-26	11-Jun-26	5,000	7.90%	76
Britania\HSL\CP\25-26\0330	INE700G14S26	30-Mar-26	11-Jun-26	2,500	7.90%	73
Hindustan Unilever\HSL\CP\25-26\0318	INE700G14TA7	09-Mar-26	24-Jun-26	10,000	7.67%	107
Trust MF\HSL\CP\25-26\0327	INE700G14TA7	27-Mar-26	24-Jun-26	5,000	7.90%	89
360 One MF\HSL\CP\25-26\0331	INE700G14TA7	30-Mar-26	24-Jun-26	5,000	7.90%	86
UNION MF\HSL\CP\25-26\0333	INE700G14TA7	30-Mar-26	24-Jun-26	2,500	7.90%	86
RCCPL\HSL\CP\25-26\0332	INE700G14TB5	30-Mar-26	29-Jun-26	2,500	7.90%	91



Independent Auditor's Report on the Quarterly and Year to Date Consolidated Financial Results of the Company Pursuant to the Regulation 52 of the SEBI (Listing Obligations and Disclosure Requirements) Regulations, 2015, as amended

To
The Board of Directors of
HDFC Securities Limited

Report on the audit of the Consolidated Financial Results**Opinion**

We have audited the accompanying statement of quarterly and year to date consolidated financial results of HDFC Securities Limited ("Holding Company") and its subsidiary (the Holding Company and its subsidiary together referred to as "the Group"), for the quarter ended March 31, 2026 and for the year ended March 31, 2026 ("Statement"), attached herewith, being submitted by the Holding Company pursuant to the requirement of Regulation 52 of the SEBI (Listing Obligations and Disclosure Requirements) Regulations, 2015, as amended ("Listing Regulations").

In our opinion and to the best of our information and according to the explanations given to us, the Statement:

- i. includes the results of the following entities;

Name of the entity	Relationship
HDFC Securities IFSC Limited (incorporated on October 01, 2024)	Wholly owned subsidiary

- ii. are presented in accordance with the requirements of the Listing Regulations in this regard; and
iii. gives a true and fair view in conformity with the applicable accounting standards, and other accounting principles generally accepted in India, of the consolidated net profit and other comprehensive income and other financial information of the Group for the quarter ended March 31, 2026 and for the year ended March 31, 2026.

Basis for Opinion

We conducted our audit in accordance with the Standards on Auditing (SAs), as specified under Section 143(10) of the Companies Act, 2013, as amended ("the Act"). Our responsibilities under those Standards are further described in the "Auditor's Responsibilities for the Audit of the Consolidated Financial Results" section of our report. We are independent of the Group, in accordance with the 'Code of Ethics' issued by the Institute of Chartered Accountants of India together with the ethical requirements that are relevant to our audit of the financial statements under the provisions of the Act and the Rules thereunder, and we have fulfilled our other ethical responsibilities in accordance with these requirements and the Code of Ethics. We believe that the audit evidence obtained by us and other auditors in terms of their reports referred to in "Other Matter" paragraph below, is sufficient and appropriate to provide a basis for our opinion.

Management's Responsibilities for the Consolidated Financial Results

The Statement has been prepared on the basis of the consolidated annual financial statements. The Holding Company's Board of Directors are responsible for the preparation and presentation of the Statement that give a true and fair view of the net profit and other comprehensive income and other financial information of the Group in accordance with the applicable accounting standards prescribed under section 133 of the Act read with relevant rules issued thereunder and other accounting principles generally accepted in India and in compliance with Regulation 52 of the Listing Regulations. The respective Board of Directors of the companies included in the Group are responsible for maintenance of adequate accounting records in accordance with the provisions of the Act for safeguarding of the assets of their respective companies and for preventing and detecting frauds and other irregularities; selection and application of appropriate accounting policies; making judgments and estimates that are reasonable and prudent; and the design, implementation and maintenance of adequate internal financial controls, that were operating effectively for ensuring the accuracy and completeness of the accounting records, relevant to the preparation and presentation of the Statement that give a true and fair view and are free from material misstatement, whether due to fraud or error, which have

S.R. BATLIBOI & Co. LLP

Chartered Accountants

been used for the purpose of preparation of the Statement by the Directors of the Holding Company, as aforesaid.

In preparing the Statement, the respective Board of Directors of the companies included in the Group are responsible for assessing the ability of their respective companies to continue as a going concern, disclosing, as applicable, matters related to going concern and using the going concern basis of accounting unless management either intends to liquidate the Group or to cease operations, or has no realistic alternative but to do so.

The respective Board of Directors of the companies included in the Group are also responsible for overseeing the financial reporting process of their respective companies.

Auditor's Responsibilities for the Audit of the Consolidated Financial Results

Our objectives are to obtain reasonable assurance about whether the Statement as a whole is free from material misstatement, whether due to fraud or error, and to issue an auditor's report that includes our opinion. Reasonable assurance is a high level of assurance, but is not a guarantee that an audit conducted in accordance with SAs will always detect a material misstatement when it exists. Misstatements can arise from fraud or error and are considered material if, individually or in the aggregate, they could reasonably be expected to influence the economic decisions of users taken on the basis of the Statement.

As part of an audit in accordance with SAs, we exercise professional judgment and maintain professional scepticism throughout the audit. We also:

- Identify and assess the risks of material misstatement of the Statement, whether due to fraud or error, design and perform audit procedures responsive to those risks, and obtain audit evidence that is sufficient and appropriate to provide a basis for our opinion. The risk of not detecting a material misstatement resulting from fraud is higher than for one resulting from error, as fraud may involve collusion, forgery, intentional omissions, misrepresentations, or the override of internal control.
- Obtain an understanding of internal control relevant to the audit in order to design audit procedures that are appropriate in the circumstances. Under Section 143(3)(i) of the Act, we are also responsible for expressing our opinion on whether the company has adequate internal financial controls with reference to financial statements in place and the operating effectiveness of such controls.
- Evaluate the appropriateness of accounting policies used and the reasonableness of accounting estimates and related disclosures made by the Board of Directors.
- Conclude on the appropriateness of the Board of Directors' use of the going concern basis of accounting and, based on the audit evidence obtained, whether a material uncertainty exists related to events or conditions that may cast significant doubt on the ability of the Group to continue as a going concern. If we conclude that a material uncertainty exists, we are required to draw attention in our auditor's report to the related disclosures in the Statement or, if such disclosures are inadequate, to modify our opinion. Our conclusions are based on the audit evidence obtained up to the date of our auditor's report. However, future events or conditions may cause the Group to cease to continue as a going concern.
- Evaluate the overall presentation, structure and content of the Statement, including the disclosures, and whether the Statement represent the underlying transactions and events in a manner that achieves fair presentation.
- Obtain sufficient appropriate audit evidence regarding the financial results/financial information of the entities within the Group of which we are the independent auditors to express an opinion on the Statement. We are responsible for the direction, supervision and performance of the audit of the financial information of such entities included in the Statement of which we are the independent auditors. For the other entities included in the Statement, which have been audited by other auditors, such other auditors remain responsible for the direction, supervision and performance of the audits carried out by them. We remain solely responsible for our audit opinion.

We communicate with those charged with governance of the Holding Company and such other entities included in the Statement of which we are the independent auditors regarding, among other matters, the planned scope and timing of the audit and significant audit findings, including any significant deficiencies in internal control that we identify during our audit. We also provide those charged with governance with a statement that we have complied with relevant ethical requirements regarding independence, and to communicate with them all relationships and other matters that may reasonably be thought to bear on our independence, and where applicable, related safeguards.

S.R. BATLIBOI & Co. LLP

Chartered Accountants


Other Matter

The Statement includes the results for the quarter ended March 31, 2026 being the balancing figures between the audited figures in respect of the full financial year ended March 31, 2026 and the published unaudited year-to-date figures up to the end of the third quarter of the current financial year, which were certified by the management, as required under the Listing Regulations.

For S.R. Batliboi & Co. LLP

Chartered Accountants

ICAI Firm Registration Number: 301003E/E300005



per Viren H. Mehta

Partner

Membership No.: 048749

UDIN: 26048749XRJOUA5512

Place: Mumbai

Date: April 13, 2026

Particulars	As at	
	31 March 2026	31 March 2025
	(Audited)	(Audited)
ASSETS		
1 Financial Assets		
(a) Cash and cash equivalents	1,79,405	83,098
(b) Bank Balance other than (a) above	7,83,873	4,86,246
(c) Securities held for trading	17,262	14,339
(d) Receivables		
(i) Trade Receivables	1,42,574	1,17,654
(ii) Other Receivables	-	-
(e) Loans	7,13,266	5,51,187
(f) Investments	2,74,700	1,05,087
(g) Other Financial Assets	24,572	9,323
	21,35,652	13,66,934
2 Non-Financial Assets		
(a) Current tax assets (Net)	4,480	4,219
(b) Deferred tax Assets (Net)	1,557	52
(c) Investment Property	1,286	1,314
(d) Property, Plant and Equipment	7,508	7,647
(e) Right-of-use assets	6,845	7,137
(f) Capital work-in-progress	75	-
(g) Intangible assets under development	610	732
(h) Other intangible assets	7,823	8,424
(i) Other non-financial assets	12,547	6,607
	42,731	36,132
TOTAL ASSETS	21,78,383	14,03,066
LIABILITIES AND EQUITY		
LIABILITIES		
1 Financial Liabilities		
(a) Derivative financial instruments	-	-
(b) Payables		
(I) Trade Payables		
(i) total outstanding dues of micro enterprises and small enterprises	18	38
(ii) total outstanding dues of creditors other than micro enterprises and small enterprises	2,67,298	2,39,584
(II) Other Payables		
(i) total outstanding dues of micro enterprises and small enterprises	-	-
(ii) total outstanding dues of creditors other than micro enterprises and small enterprises	-	-
(c) Debt Securities	12,93,133	7,74,152
(d) Borrowings (other than debt securities)	2,18,255	20,225
(e) Lease Liabilities	8,334	8,563
(f) Other financial liabilities	19,756	16,050
	18,06,794	10,58,612
2 Non-Financial Liabilities		
(a) Current tax liabilities (Net)	384	397
(b) Provisions	3,291	2,444
(c) Other non-financial liabilities	8,658	6,811
	12,333	9,652
3 Equity		
(a) Equity Share capital	1,787	1,777
(b) Other Equity	3,57,469	3,33,025
	3,59,256	3,34,802
TOTAL LIABILITIES AND EQUITY	21,78,383	14,03,066

SIGNED FOR IDENTIFICATION

S.R. BATLIBOI & CO. LLP
MUMBAI



Statement of Consolidated Financial Results for the quarter and year ended 31 March 2026

(` in lacs)

	Quarter ended			Year ended	
	March 31, 2026	Dec 31, 2025	March 31, 2025	March 31, 2026	March 31, 2025
	(Audited)	(Unaudited)	(Audited)	(Audited)	(Audited)
Revenue from operations					
(i) Interest Income	42,674	42,123	32,583	1,49,793	1,41,834
(ii) Dividend Income	17	5	13	89	114
(iii) Rental Income	64	64	56	254	221
(iv) Fees and Commission Income	42,054	37,336	38,742	1,51,583	1,74,420
(v) Net gain on fair value changes	(412)	2,720	2,234	7,009	8,442
(vi) Sale of Services	582	530	561	2,021	1,349
(I) Total Revenue from operations	84,979	82,778	74,189	3,10,749	3,26,380
(II) Other Income	44	15	31	273	75
(III) Total Income (I+II)	85,023	82,793	74,220	3,11,022	3,26,455
Expenses					
(i) Finance Costs	26,132	23,795	17,088	81,748	78,545
(ii) Impairment on financial instruments	(70)	10	(1,048)	1,173	600
(iii) Employee Benefits Expenses	12,605	16,558	13,497	57,654	48,040
(iv) Depreciation, amortization and impairment	2,090	2,095	2,125	8,287	6,962
(v) Other expenses	9,096	10,563	9,459	38,791	42,749
(IV) Total Expenses	49,853	53,021	41,121	1,87,653	1,76,896
(V) Profit before tax (III - IV)	35,170	29,772	33,099	1,23,369	1,49,559
Tax expense					
Current Tax	8,423	7,467	8,030	30,947	37,496
Deferred Tax	17	422	(6)	(236)	(383)
(VI) Total tax expense	8,440	7,889	8,024	30,711	37,113
(VII) Profit for the period/year (V-VI)	26,730	21,883	25,075	92,658	1,12,446
(VIII) Other comprehensive income :					
<u>Items that will not be reclassified to profit or loss:</u>					
(i) Re-measurement gains on defined benefit plans	199	(232)	(311)	(185)	(276)
(ii) Income tax effect	(50)	59	78	47	69
<u>Items that will be reclassified to profit or loss:</u>					
(i) Changes in fair value of FVOCI debt instruments	(4,020)	(214)	-	(5,042)	-
(ii) Foreign Currency Translation Reserve	59	4	-	56	-
(iii) Income tax effect	1,012	54	-	1,269	-
Other comprehensive income for the period/year (i-iii)	(2,800)	(329)	(233)	(3,855)	(207)
(IX) Total comprehensive income for the period/year (VII + VIII)	23,930	21,554	24,842	88,803	1,12,239
(X) Paid-up Equity Share Capital [Face value Rs 10 per share]	1,787	1,787	1,777	1,787	1,777
(XI) Earnings per equity share - [Face value Rs 10 per share]*					
Basic (in Rs)	149.63	120.89	140.97	519.75	637.51
Diluted (in Rs)	149.12	120.76	140.58	518.05	635.21

* EPS is not annualised for interim period

SIGNED FOR IDENTIFICATION
BY *[Signature]*
S.R. BATLIBOI & CO. LLP
MUMBAI



Consolidated Cash Flow Statement for the year ended 31 Mar 2026

Particulars	Year ended	
	March 31, 2026	March 31, 2025
	(Audited)	(Audited)
Cash Flow from operating activities		
Profit before tax	1,23,369	1,49,559
Adjustments		
Depreciation & Amortization	8,287	6,962
Share based payments to employees	3,251	4,441
Impairment on financial instruments	1,173	600
(Gain) / Loss on sale / w/off of Property, Plant & Equipment	1	43
Rental income from investment property	(254)	(221)
Change in Fair value of investments	(7,009)	(8,810)
Foreign Currency Translation	56	-
Finance Costs	81,016	78,104
Interest income	(11,189)	(5,331)
Dividend Income	(89)	(114)
	1,98,612	2,25,233
Working capital adjustments:		
Decrease / (Increase) in Other Bank Balance	(2,97,627)	(28,472)
Decrease / (Increase) in trade receivables	(26,018)	10,405
Decrease / (Increase) in loans	(1,62,079)	51,338
Decrease / (Increase) in Other financial assets	(13,749)	(77)
Decrease / (Increase) in Other non-financial assets	(5,992)	(1,865)
Increase/ (Decrease) in trade payables	27,680	22,169
Increase/ (Decrease) in other financial liabilities	3,695	(5,157)
Increase/ (Decrease) in Provisions	663	667
Increase/ (Decrease) in Other non-financial liabilities	1,846	1,728
	(2,72,969)	2,75,969
Income tax paid	(31,174)	(37,872)
Net Cash Flow (used in) / from operating activities (A)	(3,04,143)	2,38,097
Investing activities		
Purchase of property, plant and equipment, intangible assets	(12,061)	(16,192)
Proceeds from sale of property, plant and equipment, intangible assets	5,132	6,796
Rental income received	254	221
Purchase of Investments	(1,78,379)	(14,434)
Proceeds from sale of Investments	6,311	4,351
Dividend received	89	114
Interest received	11,189	5,331
Net cash flows (used in) / from investing activities (B)	(1,67,465)	(13,813)
Financing activities:		
Proceeds from Issuance of equity share capital	10	180
Increase/ (Decrease) from Issuance of other equity	(5,587)	(1,871)
Proceeds from Issuance of securities premium	11,982	1,08,405
Proceeds / (Refund) from Share Application Money	-	(1,683)
Increase/ (Decrease) in lease liability	(489)	784
Proceeds from Issuance of debt securities	54,37,211	38,66,126
Redemption of debt securities	(47,20,200)	(40,25,000)
Bank Guarantee charges	(444)	(399)
Interest paid -others	(80,563)	(77,705)
Dividend paid, including dividend tax	(74,005)	(89,834)
Net cash flows (used in) / from financing activities (C)	5,67,915	(2,20,997)
Net Increase / (Decrease) in cash and cash equivalents (A+B+C)	96,307	3,287
Cash and Cash equivalents at the beginning of the year	83,098	79,811
Cash and Cash equivalents at the end of the year	1,79,405	83,098
Components of cash and cash equivalents		
Cash in hand	-	-
Balances with Banks - In current accounts	1,79,405	83,098
Deposit accounts	-	-
Cash and Cash equivalents at the end of the year	1,79,405	83,098

SIGNED FOR IDENTIFICATION
BY *Shubh*
S.R. DATIBOI & CO. LLP
MUMBAI



HDFC Securities Limited

Notes to financial results

For the quarter and year ended 31 March 2026

1. The above financial results were reviewed by the Audit Committee and approved by the Board of Directors of the Company at its Meeting held on 13 April 2026.
2. As on March 31, 2026, the company has 6,02,704 Stock Options outstanding under various ESOP schemes.
3. During the year ended March 31, 2026, the company has granted 17,250 ESOPs and allotted 1,02,140 equity shares to the eligible employees of the Company pursuant to the exercise of Stock Options.
4. During the year, the Company had declared and paid interim dividend_1 of ₹100 per share amounting to ₹17,772 lacs, interim dividend_2 of ₹90 per share amounting to ₹16,024 lacs, interim dividend_3 of ₹100 per share amounting to ₹17,867 and interim dividend_4 of ₹125 per share amounting to ₹22,343 including tax deduction at source.
5. During the year, the Company had issued commercial papers of ₹52,44,000 lacs and redeemed commercial papers of ₹47,20,200 lacs.
6. Investment in Government Securities (G Sec Investment) are classified and measured at Amortized Cost as these investments are done within a business model whose objective is to hold these investments in order to collect the contractual cash flows, and that have contractual cash flows that are solely for payments of principal and interest (SPPI). The additional Government securities are acquired under a business model aimed at both collecting contractual cash flows and selling the financial assets. Accordingly, they have been classified under the FVOCI (Fair Value through Other Comprehensive Income) category.
7. During the previous financial year, the Company established a wholly-owned subsidiary, HDFC Securities IFSC Limited incorporated on 01st October 2024 in GIFT City. The subsidiary was formed with an initial authorised share capital of Rs 1,500 lacs

As at 31 March 2026, the Company holds a 100% equity interest in HDFC Securities IFSC Limited and exercises control over its operations and financial policies.
8. Pursuant to the notification by the Ministry of Labour and Employment on November 21, 2025 of the Code on Wages, 2019, the Industrial Relations Code, 2020, the Code on Social Security, 2020 and the Occupational Safety, Health and Working Conditions Code, 2020 (collectively referred to as "the Labour Codes"), the Company recognised a provision towards past service cost on gratuity of ₹ 1,037 lacs during the year ended March 31, 2026 (₹2,936 lacs during the nine month period ended December 31, 2025) has been included under "Employee benefit expense".

Place : Mumbai
Date: 13 April 2026



For and on behalf of the Board of Directors
HDFC Securities Limited
CIN Number: U67120MH2000PLC152193

Dhiraj Relli

DHIRAJ RELLI
Managing Director
DIN: 07151265

Notes to financial results

For the quarter and year ended 31 March 2026

Key Financial Information (Pursuant to SEBI's operational circular SEBI/HO/DDHS/P/CIR/2021/613 dated 10 August 2021)

Particulars	Quarter ended			Year ended	
	March 31, 2026	Dec 31, 2025	March 31, 2025	March 31, 2026	March 31, 2025
Securities Premium Account - (₹ in lacs)	1,43,906	1,39,326	1,31,923	1,43,906	1,31,923
Paid up Debt Capital/ Outstanding Debt	-	-	-	-	-
Outstanding Redeemable Preference Shares	-	-	-	-	-
Debt Equity Ratio (times)	4.21	4.19	2.37	4.21	2.37
Capital Redemption Reserve	-	-	-	-	-
Debenture Redemption Reserve	-	-	-	-	-
Debt Service Coverage Ratio (EBITDA/Interest + Principal) (times)	0.04	0.04	0.27	0.13	0.27
Interest Service Coverage Ratio (EBITDA/Interest) (times)	2.43	2.34	3.06	2.61	2.99
Net Worth (₹ in lacs)	3,59,256	3,56,630	3,34,802	3,59,256	3,34,802
Net Profit after tax (₹ in lacs)	26,730	21,883	25,075	92,658	1,12,446
EPS (in ₹)	149.63	120.89	140.97	519.75	637.51
Current Ratio	1.01	1.03	1.19	1.01	1.19
Current Liability Ratio	1.00	0.99	0.99	1.00	0.99
Total Debts to Total Assets	0.69	0.69	0.57	0.69	0.57
Debtors Turnover (Total Revenue to Trade Receivable)	2.18	1.58	2.77	2.18	2.77
Operating Margin (%) (Profit before tax/Total Revenue from operation)	41%	36%	45%	40%	46%
Net Profit Margin (%) (Profit after tax/Total Revenue)	31%	26%	34%	30%	34%
Long term debt to working capital	-	-	-	-	-
Bad debts to account receivable ratio	-	-	-	-	-
Inventory turnover	-	-	-	-	-



Details of Commercial Papers matured during the quarter and year ended 31 March 2026

(₹ in lacs)

Name	ISIN	Issue Date	Maturity Date	Amount	Rate p.a.	Days	Repayment date
RCCPL PRIVATE LTD.\HSL\CP\24-25\0196	INE700G14MX4	09-Jan-25	09-Apr-25	5,000	7.80%	90	09-Apr-25
ICICI Prudential MF\HSL\CP\24-25\0199	INE700G14MY2	15-Jan-25	16-Apr-25	25,000	8.05%	91	16-Apr-25
ICICI Prudential MF\HSL\CP\24-25\0200	INE700G14MZ9	16-Jan-25	17-Apr-25	25,000	8.05%	91	17-Apr-25
LTIMINDTREE LIMITED\HSL\CP\24-25\0201	INE700G14MZ9	16-Jan-25	17-Apr-25	2,500	8.05%	91	17-Apr-25
MRS. THE SANDUR MANGANESE AND IRON ORES LTD\HSL\CP\24-25\0202	INE700G14MZ9	17-Jan-25	17-Apr-25	1,000	7.90%	90	17-Apr-25
Sundaram MF\HSL\CP\24-25\0203	INE700G14NC6	21-Jan-25	22-Apr-25	5,000	8.03%	91	22-Apr-25
Canara Robeco MF\HSL\CP\24-25\0204	INE700G14NC6	21-Jan-25	22-Apr-25	7,500	8.03%	91	22-Apr-25
ICICI Prudential MF\HSL\CP\24-25\0205	INE700G14NC6	21-Jan-25	22-Apr-25	15,000	8.03%	91	22-Apr-25
EDELWISS MF\HSL\CP\24-25\0206	INE700G14NC6	21-Jan-25	22-Apr-25	5,000	8.03%	91	22-Apr-25
UNION MF\HSL\CP\24-25\0207	INE700G14NC6	21-Jan-25	22-Apr-25	2,500	8.03%	91	22-Apr-25
L&T Technology Services Ltd\HSL\CP\24-25\0208	INE700G14NB8	22-Jan-25	23-Apr-25	2,500	8.03%	91	23-Apr-25
HCL TECHNOLOGIES LIMITED\HSL\CP\24-25\0209	INE700G14NB8	22-Jan-25	23-Apr-25	2,500	8.03%	91	23-Apr-25
Bajaj Finserv MF\HSL\CP\24-25\0210	INE700G14NB8	22-Jan-25	23-Apr-25	5,000	8.03%	91	23-Apr-25
Bandhan MF\HSL\CP\24-25\0211	INE700G14NB8	22-Jan-25	23-Apr-25	5,000	8.03%	91	23-Apr-25
Tata MF\HSL\CP\24-25\0213	INE700G14NB8	23-Jan-25	23-Apr-25	25,000	8.02%	90	23-Apr-25
DEEPAK PHENOLICS LIMITED\HSL\CP\24-25\0212	INE700G14ND4	24-Jan-25	25-Apr-25	2,500	8.03%	91	25-Apr-25
Invesco MF\HSL\CP\24-25\0214	INE700G14MY2	24-Jan-25	16-Apr-25	10,000	8.02%	82	16-Apr-25
DSP MF\HSL\CP\24-25\0215	INE700G14NE2	04-Feb-25	06-May-25	12,500	7.82%	91	06-May-25
ICICI Prudential MF\HSL\CP\24-25\0216	INE700G14NF9	05-Feb-25	07-May-25	15,000	7.82%	91	07-May-25
LIC MF\HSL\CP\24-25\0217	INE700G14NF9	05-Feb-25	07-May-25	10,000	7.82%	91	07-May-25
DEEPAK PHENOLICS LIMITED\HSL\CP\24-25\0218	INE700G14NG7	10-Feb-25	13-May-25	12,500	7.72%	92	13-May-25
ICICI Prudential MF\HSL\CP\24-25\0219	INE700G14NG7	11-Feb-25	13-May-25	40,000	7.89%	91	13-May-25
Groww MF\HSL\CP\24-25\0220	INE700G14NG7	11-Feb-25	13-May-25	500	7.89%	91	13-May-25
DSP MF\HSL\CP\24-25\0221	INE700G14NG7	11-Feb-25	13-May-25	25,000	7.89%	91	13-May-25
Invesco MF\HSL\CP\24-25\0222	INE700G14NG7	11-Feb-25	13-May-25	5,000	7.89%	91	13-May-25
ENTERTAINMENT NETWORK INDIA LTD\HSL\CP\24-25\0223	INE700G14NH5	12-Feb-25	14-May-25	1,000	7.89%	91	14-May-25
RCCPL PRIVATE LTD.\HSL\CP\24-25\0224	INE700G14NH5	12-Feb-25	14-May-25	5,000	7.85%	91	14-May-25
MRS. THE SANDUR MANGANESE AND IRON ORES LTD\HSL\CP\24-25\0225	INE700G14NH5	12-Feb-25	14-May-25	1,500	7.85%	91	14-May-25
Bandhan MF\HSL\CP\24-25\0226	INE700G14NH5	12-Feb-25	14-May-25	700	7.85%	91	14-May-25
BANK OF INDIA MF\HSL\CP\24-25\0227	INE700G14NH5	12-Feb-25	14-May-25	5,000	7.85%	91	14-May-25
Baroda MF\HSL\CP\24-25\0228	INE700G14NH5	12-Feb-25	14-May-25	20,000	7.85%	91	14-May-25
ICICI Prudential MF\HSL\CP\24-25\0229	INE700G14NH5	12-Feb-25	14-May-25	20,000	7.85%	91	14-May-25
BANK OF INDIA MF\HSL\CP\24-25\0230	INE700G14NH5	12-Feb-25	14-May-25	2,500	7.85%	91	14-May-25
DSP MF\HSL\CP\24-25\0231	INE700G14NI3	13-Feb-25	15-May-25	7,500	7.84%	91	15-May-25
White Oak MF\HSL\CP\24-25\0232	INE700G14NI3	13-Feb-25	15-May-25	1,800	7.84%	91	15-May-25
White Oak MF\HSL\CP\24-25\0233	INE700G14NI3	13-Feb-25	15-May-25	700	7.84%	91	15-May-25
White Oak MF\HSL\CP\24-25\0234	INE700G14NI3	13-Feb-25	15-May-25	500	7.84%	91	15-May-25
Axis MF\HSL\CP\24-25\0235	INE700G14NI3	13-Feb-25	15-May-25	15,000	7.84%	91	15-May-25
Bandhan MF\HSL\CP\24-25\0236	INE700G14NJ1	25-Feb-25	27-May-25	20,000	7.75%	91	27-May-25
UTI MF\HSL\CP\24-25\0237	INE700G14NL7	04-Mar-25	03-Jun-25	20,000	7.85%	91	03-Jun-25
Mahindra Manulife MF\HSL\CP\24-25\0238	INE700G14NL7	04-Mar-25	03-Jun-25	2,500	7.85%	91	03-Jun-25
Kotak Mahindra MF\HSL\CP\24-25\0239	INE700G14NL7	04-Mar-25	03-Jun-25	15,000	7.85%	91	03-Jun-25
UTI MF\HSL\CP\24-25\0240	INE700G14NN3	05-Mar-25	04-Jun-25	20,000	7.87%	91	04-Jun-25
DSP MF\HSL\CP\24-25\0241	INE700G14NN3	05-Mar-25	04-Jun-25	20,000	7.87%	91	04-Jun-25
ICICI Prudential MF\HSL\CP\24-25\0242	INE700G14NN3	05-Mar-25	04-Jun-25	15,000	7.87%	91	04-Jun-25
ZYDUS LIFESCIENCES LIMITED\HSL\CP\24-25\0243	INE700G14NO1	07-Mar-25	04-Apr-25	10,000	7.81%	28	04-Apr-25
Mirae MF\HSL\CP\24-25\0244	INE700G14NM5	07-Mar-25	06-Jun-25	10,000	7.87%	91	06-Jun-25
ADITYA BIRLA MF\HSL\CP\24-25\0245	INE700G14NM5	07-Mar-25	06-Jun-25	15,000	7.87%	91	06-Jun-25
ICICI Prudential MF\HSL\CP\24-25\0246	INE700G14NM5	07-Mar-25	06-Jun-25	17,500	7.89%	91	06-Jun-25
SBI MF\HSL\CP\24-25\0247	INE700G14NP8	10-Mar-25	09-Jun-25	50,000	7.89%	91	09-Jun-25
Kotak Mahindra MF\HSL\CP\24-25\0248	INE700G14NP8	10-Mar-25	09-Jun-25	30,000	7.89%	91	09-Jun-25
Canara Robeco MF\HSL\CP\24-25\0249	INE700G14NQ6	11-Mar-25	10-Jun-25	10,000	7.89%	91	10-Jun-25
Nippon MF\HSL\CP\24-25\0250	INE700G14NQ6	11-Mar-25	10-Jun-25	30,000	7.89%	91	10-Jun-25
HSBC MF\HSL\CP\24-25\0251	INE700G14NQ6	11-Mar-25	10-Jun-25	30,000	7.89%	91	10-Jun-25
LTIMINDTREE LIMITED\HSL\CP\24-25\0252	INE700G14NR4	12-Mar-25	11-Jun-25	2,500	7.89%	91	11-Jun-25
Axis MF\HSL\CP\24-25\0253	INE700G14NR4	12-Mar-25	11-Jun-25	25,000	7.88%	91	11-Jun-25
BHORUKA SUPPLY CHAIN SOLUTIONS HOLDINGS LIMITED\HSL\CP\24-25\0254	INE700G14NS2	13-Mar-25	12-Jun-25	2,500	7.87%	91	12-Jun-25
Groww MF\HSL\CP\24-25\0255	INE700G14NS2	13-Mar-25	12-Jun-25	1,000	7.88%	91	12-Jun-25
UNION MF\HSL\CP\24-25\0256	INE700G14NT0	17-Mar-25	16-Jun-25	5,000	7.92%	91	16-Jun-25
DEEPAK PHENOLICS LIMITED\HSL\CP\24-25\0257	INE700G14NT0	17-Mar-25	16-Jun-25	5,000	7.92%	91	16-Jun-25
SBI MF\HSL\CP\24-25\0258	INE700G14NU8	18-Mar-25	17-Jun-25	50,000	7.92%	91	17-Jun-25
Canara Robeco MF\HSL\CP\24-25\0259	INE700G14NU8	18-Mar-25	17-Jun-25	10,000	7.92%	91	17-Jun-25
Mirae MF\HSL\CP\24-25\0260	INE700G14NU8	21-Mar-25	17-Jun-25	15,000	7.90%	88	17-Jun-25
UNION MF\HSL\CP\24-25\0261	INE700G14NU8	21-Mar-25	17-Jun-25	2,500	7.90%	88	17-Jun-25
UNION MF\HSL\CP\24-25\0262	INE700G14NU8	21-Mar-25	17-Jun-25	1,500	7.90%	88	17-Jun-25
SBI MF\HSL\CP\25-26\001	INE700G14NV6	07-Apr-25	27-Jun-25	30,000	7.30%	81	27-Jun-25



Details of Commercial Papers matured during the quarter and year ended 31 March 2026

Name	ISIN	Issue Date	Maturity Date	Amount	Rate p.a.	Days	Repayment date
Sundaram MF\HSL\CP\25-26\002	INE700G14NW4	16-Apr-25	15-Jul-25	7,500	6.84%	90	15-Jul-25
Mirae MF\HSL\CP\25-26\003	INE700G14HW4	16-Apr-25	15-Jul-25	10,000	6.84%	90	15-Jul-25
Kotak Mahindra MF\HSL\CP\25-26\004	INE700G14NW4	16-Apr-25	15-Jul-25	20,000	6.84%	90	15-Jul-25
ICICI Prudential MF\HSL\CP\25-26\005	INE700G14NX2	17-Apr-25	17-Jul-25	25,000	6.83%	91	17-Jul-25
Mirae MF\HSL\CP\25-26\006	INE700G14NX2	17-Apr-25	17-Jul-25	10,000	6.83%	91	17-Jul-25
DSP MF\HSL\CP\25-26\007	INE700G14NZ7	23-Apr-25	23-Jul-25	15,000	6.87%	91	23-Jul-25
UNION MF\HSL\CP\25-26\008	INE700G14NZ7	23-Apr-25	23-Jul-25	5,000	6.87%	91	23-Jul-25
LIC MF\HSL\CP\25-26\009	INE700G14NZ7	23-Apr-25	23-Jul-25	10,000	6.87%	91	23-Jul-25
Mirae MF\HSL\CP\25-26\0010	INE700G14NZ7	23-Apr-25	23-Jul-25	10,000	6.87%	91	23-Jul-25
Lupin Limited\HSL\CP\25-26\0011	INE700G14OA8	24-Apr-25	24-Jul-25	5,000	6.87%	91	24-Jul-25
HSBC MF\HSL\CP\25-26\0012	INE700G14OA8	24-Apr-25	24-Jul-25	30,000	6.87%	91	24-Jul-25
Sundaram Alternative Opportunities Series - High Yield Secured Real Estate Fund III\HSL\CP\25-26\0014	INE700G14OA8	30-Apr-25	24-Jul-25	2,500	6.78%	85	24-Jul-25
ZYDUS LIFESCIENCES LIMITED\HSL\CP\25-26\0014	INE700G14OC4	02-May-25	01-Jul-25	10,000	6.70%	60	01-Jul-25
DEEPAK PHENOLICS LIMITED\HSL\CP\25-26\0015	INE700G14OC4	02-May-25	01-Aug-25	7,500	6.78%	91	01-Aug-25
Bajaj Finserv MF\HSL\CP\25-26\0016	INE700G14OE0	13-May-25	11-Aug-25	2,500	6.86%	90	11-Aug-25
Bajaj Finance Limited\HSL\CP\25-26\0017	INE700G14OE0	13-May-25	11-Aug-25	50,000	6.86%	90	11-Aug-25
DEEPAK PHENOLICS LIMITED\HSL\CP\25-26\0018	INE700G14OE0	13-May-25	11-Aug-25	12,500	6.86%	90	11-Aug-25
Bandhan MF\HSL\CP\25-26\0019	INE700G14OF7	13-May-25	12-Aug-25	25,000	6.86%	91	12-Aug-25
Groww MF\HSL\CP\25-26\0020	INE700G14OF7	13-May-25	12-Aug-25	1,000	6.84%	91	12-Aug-25
BANK OF INDIA MF\HSL\CP\25-26\0021	INE700G14OF7	13-May-25	12-Aug-25	5,000	6.84%	91	12-Aug-25
Kotak Mahindra MF\HSL\CP\25-26\0022	INE700G14DF7	13-May-25	12-Aug-25	20,000	6.86%	91	12-Aug-25
DSP MF\HSL\CP\25-26\0023	INE700G14OG5	14-May-25	13-Aug-25	20,000	6.84%	91	13-Aug-25
White Oak MF\HSL\CP\25-26\0024	INE700G14OG5	15-May-25	13-Aug-25	3,000	6.84%	90	13-Aug-25
White Oak MF\HSL\CP\25-26\0025	INE700G14OG5	15-May-25	13-Aug-25	1,000	6.84%	90	13-Aug-25
Sundaram MF\HSL\CP\25-26\0026	INE700G14OG5	16-May-25	13-Aug-25	10,000	6.82%	89	13-Aug-25
ICICI Prudential MF\HSL\CP\25-26\0027	INE700G14OI1	21-May-25	19-Aug-25	17,500	6.70%	90	19-Aug-25
Mirae MF\HSL\CP\25-26\0028	INE700G14OI1	21-May-25	19-Aug-25	5,000	6.70%	90	19-Aug-25
AXIS MF\HSL\CP\25-26\029	INE700G14OJ9	21-May-25	20-Aug-25	20,000	6.68%	91	20-Aug-25
Bandhan MF\HSL\CP\25-26\0030	INE700G14OK7	27-May-25	26-Aug-25	20,000	6.56%	91	26-Aug-25
LIC MF\HSL\CP\25-26\0031	INE700G14OK7	27-May-25	26-Aug-25	5,000	6.56%	91	26-Aug-25
Canara Robeco MF\HSL\CP\25-26\0032	INE700G14ON1	30-May-25	29-Aug-25	10,000	6.58%	91	29-Aug-25
Franklin MF\HSL\CP\25-26\0033	INE700G14ON1	30-May-25	29-Aug-25	5,000	6.58%	91	29-Aug-25
SBI MF\HSL\CP\25-26\0034	INE700G14OO9	03-Jun-25	02-Sep-25	25,000	6.55%	91	02-Sep-25
Bajaj Finserv MF\HSL\CP\25-26\0035	INE700G14OL5	04-Jun-25	03-Sep-25	5,000	6.55%	91	03-Sep-25
SBI MF\HSL\CP\25-26\0036	INE700G14OL5	04-Jun-25	03-Sep-25	25,000	6.55%	91	03-Sep-25
SBI MF\HSL\CP\25-26\0037	INE700G14OM3	05-Jun-25	04-Sep-25	50,000	6.55%	91	04-Sep-25
NIPPON MF\HSL\CP\25-26\038	INE700G14OM3	06-Jun-25	04-Sep-25	25,000	6.55%	90	04-Sep-25
SBI MF\HSL\CP\25-26\0039	INE700G14OQ4	09-Jun-25	08-Sep-25	50,000	6.49%	91	08-Sep-25
Sundaram MF\HSL\CP\25-26\0040	INE700G14OQ4	09-Jun-25	08-Sep-25	5,000	6.49%	91	08-Sep-25
Tata MF\HSL\CP\25-26\0041	INE700G14OQ4	09-Jun-25	08-Sep-25	25,000	6.20%	91	08-Sep-25
Mirae MF\HSL\CP\25-26\0042	INE700G14OQ4	09-Jun-25	08-Sep-25	15,000	6.30%	91	08-Sep-25
ICICI Prudential MF\HSL\CP\25-26\0043	INE700G14OP6	10-Jun-25	09-Sep-25	50,000	6.46%	91	09-Sep-25
HSBC MF\HSL\CP\25-26\0044	INE700G14OR2	11-Jun-25	10-Sep-25	30,000	6.20%	91	10-Sep-25
Axis MF\HSL\CP\25-26\0045	INE700G14OS0	12-Jun-25	11-Sep-25	40,000	6.28%	91	11-Sep-25
Canara Robeco MF\HSL\CP\25-26\0046	INE700G14OS0	12-Jun-25	11-Sep-25	7,500	6.29%	91	11-Sep-25
SBI MF\HSL\CP\25-26\0047	INE700G14OT8	16-Jun-25	15-Sep-25	20,000	6.35%	91	15-Sep-25
Nippon MF\HSL\CP\25-26\0048	INE700G14OT8	16-Jun-25	15-Sep-25	20,000	6.35%	91	15-Sep-25
Canara Robeco MF\HSL\CP\25-26\0049	INE700G14OT8	16-Jun-25	15-Sep-25	10,000	6.35%	91	15-Sep-25
Nippon MF\HSL\CP\25-26\0050	INE700G14OU6	17-Jun-25	16-Sep-25	30,000	6.35%	91	16-Sep-25
UTI MF\HSL\CP\25-26\0051	INE700G14OU6	17-Jun-25	16-Sep-25	20,000	6.35%	91	16-Sep-25
ICICI Prudential MF\HSL\CP\25-26\0052	INE700G14OV4	19-Jun-25	18-Sep-25	20,000	6.31%	91	18-Sep-25
ZYDUS HEALTHCARE LIMITED\HSL\CP\25-26\0053	INE700G14OX0	02-Jul-25	31-Jul-25	25,000	6.30%	29	31-Jul-25
ZYDUS ANIMAL HEALTH AND INVESTMENTS LIMITED\HSL\CP\25-26\0054	INE700G14OX0	02-Jul-25	31-Jul-25	5,000	6.30%	29	31-Jul-25
ZYDUS HEALTHCARE LIMITED\HSL\CP\25-26\0069	INE700G14OK7	31-Jul-25	26-Aug-25	10,000	6.15%	26	26-Aug-25
Bajaj Finance Limited\HSL\CP\25-26\0095	INE700G14PT5	09-Sep-25	26-Sep-25	35,000	6.35%	17	26-Sep-25
Satin Creditcare Network Ltd\HSL\CP\25-26\0096	INE700G14PT5	09-Sep-25	26-Sep-25	5,000	6.35%	17	26-Sep-25
MAHINDRA & MAHINDRA FINANCIAL SERVICES LTD\HSL\CP\25-26\0097	INE700G14PU3	09-Sep-25	29-Sep-25	20,000	6.35%	20	29-Sep-25
Lupin Limited\HSL\CP\25-26\0098	INE700G14PU3	09-Sep-25	29-Sep-25	10,000	6.35%	20	29-Sep-25
GMR HYDERABAD INTERNATIONAL AIRPORT LIMITED\HSL\CP\25-26\00102	INE700G14PU3	10-Sep-25	29-Sep-25	5,000	6.35%	19	29-Sep-25
Zepto Private Limited\HSL\CP\25-26\00103	INE700G14PU3	10-Sep-25	29-Sep-25	5,000	6.35%	19	29-Sep-25
Bajaj Finance Limited\HSL\CP\25-26\00106	INE700G14PU3	11-Sep-25	29-Sep-25	15,000	6.35%	18	29-Sep-25
Axis MF\HSL\CP\25-26\0055	INE700G14OV8	11-Jul-25	28-Oct-25	20,000	6.35%	109	28-Oct-25
Nippon MF\HSL\CP\25-26\0056	INE700G14OZ5	15-Jul-25	10-Oct-25	22,500	6.30%	87	10-Oct-25
Bandhan MF\HSL\CP\25-26\0057	INE700G14PA5	15-Jul-25	14-Oct-25	15,000	6.30%	91	14-Oct-25
ICICI Prudential MF\HSL\CP\25-26\0058	INE700G14PB3	17-Jul-25	16-Oct-25	20,000	6.28%	91	16-Oct-25
DSP MF\HSL\CP\25-26\0059	INE700G14PB3	17-Jul-25	16-Oct-25	15,000	6.28%	91	16-Oct-25



Details of Commercial Papers matured during the quarter and year ended 31 March 2026

Name	ISIN	Issue Date	Maturity Date	Amount	Rate p.a.	Days	Repayment date
DSP MF\HSL\CP\25-26\0060	INE700G14PE7	23-Jul-25	20-Oct-25	40,000	6.29%	89	20-Oct-25
DSP MF\HSL\CP\25-26\0061	INE700G14PE7	23-Jul-25	20-Oct-25	15,000	6.29%	89	20-Oct-25
UNION MF\HSL\CP\25-26\0062	INE700G14PD9	24-Jul-25	23-Oct-25	5,000	6.29%	91	23-Oct-25
Lupin Limited\HSL\CP\25-26\0063	INE700G14PD9	24-Jul-25	23-Oct-25	5,000	6.29%	91	23-Oct-25
ICICI Prudential MF\HSL\CP\25-26\0064	INE700G14PD9	24-Jul-25	23-Oct-25	10,000	6.29%	91	23-Oct-25
Jio BlackRock MF\HSL\CP\25-26\0065	INE700G14PC1	28-Jul-25	27-Oct-25	15,000	6.29%	91	27-Oct-25
Barada MF\HSL\CP\25-26\0066	INE700G14PF4	30-Jul-25	29-Oct-25	20,000	6.29%	91	29-Oct-25
EDELWISS MF\HSL\CP\25-26\0067	INE700G14PE7	31-Jul-25	20-Oct-25	10,000	6.33%	81	20-Oct-25
Bajaj Finserv MF\HSL\CP\25-26\0068	INE700G14OY8	31-Jul-25	28-Oct-25	2,500	6.33%	89	28-Oct-25
ICICI Prudential MF\HSL\CP\25-26\0070	INE700G14PG2	11-Aug-25	10-Nov-25	25,000	6.34%	91	10-Nov-25
Bandhan MF\HSL\CP\25-26\0071	INE700G14PG2	11-Aug-25	10-Nov-25	30,000	6.34%	91	10-Nov-25
EDELWISS MF\HSL\CP\25-26\0072	INE700G14PG2	11-Aug-25	10-Nov-25	5,000	6.34%	91	10-Nov-25
Axis MF\HSL\CP\25-26\0073	INE700G14PJ6	12-Aug-25	11-Nov-25	25,000	6.34%	91	11-Nov-25
Sundaram MF\HSL\CP\25-26\0074	INE700G14PI6	12-Aug-25	11-Nov-25	5,000	6.34%	91	11-Nov-25
ITI MF\HSL\CP\25-26\0075	INE700G14PJ6	12-Aug-25	11-Nov-25	500	6.34%	91	11-Nov-25
White Oak MF\HSL\CP\25-26\0076	INE700G14PI8	13-Aug-25	12-Nov-25	3,000	6.34%	91	12-Nov-25
HSBC MF\HSL\CP\25-26\0077	INE700G14PI8	13-Aug-25	12-Nov-25	15,000	6.34%	91	12-Nov-25
Sundaram MF\HSL\CP\25-26\0078	INE700G14PH0	14-Aug-25	13-Nov-25	5,000	6.34%	91	13-Nov-25
Nippon MF\HSL\CP\25-26\0079	INE700G14PH0	14-Aug-25	13-Nov-25	20,000	6.34%	91	13-Nov-25
HSBC MF\HSL\CP\25-26\0080	INE700G14PL2	20-Aug-25	19-Nov-25	30,000	6.33%	91	19-Nov-25
Axis MF\HSL\CP\25-26\0081	INE700G14PL2	20-Aug-25	19-Nov-25	20,000	6.33%	91	19-Nov-25
MRS. THE SANDUR MANGANESE AND IRON ORES LTD\HSL\CP\25-26\0082	INE700G14PM0	26-Aug-25	25-Nov-25	1,500	6.33%	91	25-Nov-25
Kotak Mahindra MF\HSL\CP\25-26\0083	INE700G14PM0	26-Aug-25	25-Nov-25	10,000	6.38%	91	25-Nov-25
LIC MF\HSL\CP\25-26\0084	INE700G14PM0	26-Aug-25	25-Nov-25	10,000	6.38%	91	25-Nov-25
DSP MF\HSL\CP\25-26\0085	INE700G14PN8	28-Aug-25	27-Nov-25	15,000	6.38%	91	27-Nov-25
ZYDUS HEALTHCARE LIMITED\HSL\CP\25-26\00117	INE700G14QA3	18-Sep-25	17-Oct-25	10,000	6.50%	29	17-Oct-25
EDELWISS MF\HSL\CP\25-26\0086	INE700G14PQ6	02-Sep-25	02-Dec-25	5,000	6.43%	91	02-Dec-25
Axis MF\HSL\CP\25-26\0087	INE700G14PD6	02-Sep-25	02-Dec-25	20,000	6.52%	91	02-Dec-25
SBI MF\HSL\CP\25-26\0088	INE700G14PQ1	03-Sep-25	03-Dec-25	50,000	6.52%	91	03-Dec-25
UTI MF\HSL\CP\25-26\0089	INE700G14PQ1	03-Sep-25	03-Dec-25	20,000	6.52%	91	03-Dec-25
Kotak Mahindra MF\HSL\CP\25-26\0090	INE700G14PP3	04-Sep-25	04-Dec-25	30,000	6.52%	91	04-Dec-25
Nippon MF\HSL\CP\25-26\0091	INE700G14PS7	09-Sep-25	09-Dec-25	20,000	6.52%	91	09-Dec-25
Bajaj Finserv MF\HSL\CP\25-26\0092	INE700G14PS7	09-Sep-25	09-Dec-25	7,500	6.60%	91	09-Dec-25
Bandhan MF\HSL\CP\25-26\0093	INE700G14PS7	09-Sep-25	09-Dec-25	5,000	6.60%	91	09-Dec-25
Canara Robeco MF\HSL\CP\25-26\0094	INE700G14PS7	09-Sep-25	09-Dec-25	10,000	6.60%	91	09-Dec-25
Kotak Mahindra MF\HSL\CP\25-26\0099	INE700G14PS7	09-Sep-25	09-Dec-25	20,000	6.66%	91	09-Dec-25
BANK OF INDIA MF\HSL\CP\25-26\00100	INE700G14PS7	09-Sep-25	09-Dec-25	7,500	6.66%	91	09-Dec-25
Bajaj Finserv MF\HSL\CP\25-26\00101	INE700G14PS7	09-Sep-25	09-Dec-25	5,000	6.66%	91	09-Dec-25
ICICI Prudential MF\HSL\CP\25-26\00104	INE700G14PV1	10-Sep-25	10-Dec-25	25,000	6.60%	91	10-Dec-25
ICICI Prudential MF\HSL\CP\25-26\00107	INE700G14PX7	11-Sep-25	11-Dec-25	25,000	6.75%	91	11-Dec-25
MRS. THE SANDUR MANGANESE AND IRON ORES LTD\HSL\CP\25-26\00105	INE700G14PW9	10-Sep-25	15-Dec-25	2,500	6.65%	96	15-Dec-25
Canara Robeco MF\HSL\CP\25-26\00108	INE700G14PW9	15-Sep-25	15-Dec-25	15,000	6.75%	91	15-Dec-25
PGIM India Trustees Pvt Ltd.\HSL\CP\25-26\00109	INE700G14PW9	15-Sep-25	15-Dec-25	2,500	6.75%	91	15-Dec-25
LIC MF\HSL\CP\25-26\00110	INE700G14PW9	15-Sep-25	15-Dec-25	10,000	6.72%	91	15-Dec-25
Nippon MF\HSL\CP\25-26\00111	INE700G14PW9	15-Sep-25	15-Dec-25	20,000	6.72%	91	15-Dec-25
Invesco MF\HSL\CP\25-26\00112	INE700G14PW9	15-Sep-25	15-Dec-25	5,000	6.72%	91	15-Dec-25
Invesco MF\HSL\CP\25-26\00113	INE700G14PW9	15-Sep-25	15-Dec-25	10,000	6.72%	91	15-Dec-25
Aditya Birla MF\HSL\CP\25-26\00114	INE700G14PYS	16-Sep-25	16-Dec-25	40,000	6.72%	91	16-Dec-25
ICICI Prudential MF\HSL\CP\25-26\00115	INE700G14PYS	16-Sep-25	16-Dec-25	10,000	6.72%	91	16-Dec-25
LIC MF\HSL\CP\25-26\00138	INE700G14PY5	30-Sep-25	16-Dec-25	5,000	6.73%	77	16-Dec-25
Jio BlackRock MF\HSL\CP\25-26\00116	INE700G14PZ2	18-Sep-25	18-Dec-25	17,500	6.70%	91	18-Dec-25
ICICI Prudential MF\HSL\CP\25-26\00121	INE700G14PZ2	23-Sep-25	18-Dec-25	10,000	6.55%	86	18-Dec-25
TATA MF\HSL\CP\25-26\00122	INE700G14PZ2	23-Sep-25	18-Dec-25	10,000	6.55%	86	18-Dec-25
Sundaram MF\HSL\CP\25-26\00139	INE700G14QF2	30-Sep-25	22-Dec-25	10,000	6.73%	83	22-Dec-25
Franklin MF\HSL\CP\25-26\00118	INE700G14QB1	23-Sep-25	23-Dec-25	5,000	6.55%	91	23-Dec-25
Kotak Mahindra MF\HSL\CP\25-26\00119	INE700G14QB1	23-Sep-25	23-Dec-25	40,000	6.55%	91	23-Dec-25
Kotak Mahindra MF\HSL\CP\25-26\00120	INE700G14QB1	23-Sep-25	23-Dec-25	15,000	6.55%	91	23-Dec-25
HSBC MF\HSL\CP\25-26\00123	INE700G14QC9	24-Sep-25	24-Dec-25	20,000	6.61%	91	24-Dec-25
Kotak Mahindra MF\HSL\CP\25-26\00124	INE700G14QC9	24-Sep-25	24-Dec-25	40,000	6.61%	91	24-Dec-25
ICICI Prudential MF\HSL\CP\25-26\00125	INE700G14QC9	24-Sep-25	24-Dec-25	5,000	6.61%	91	24-Dec-25
Franklin MF\HSL\CP\25-26\00126	INE700G14QC9	24-Sep-25	24-Dec-25	7,500	6.61%	91	24-Dec-25
SBI MF\HSL\CP\25-26\00127	INE700G14QC9	24-Sep-25	24-Dec-25	20,000	6.61%	91	24-Dec-25
Bajaj Finance Limited\HSL\CP\25-26\00136	INE700G14QE5	29-Sep-25	26-Dec-25	35,000	6.75%	88	26-Dec-25
Bajaj Finance Limited\HSL\CP\25-26\00137	INE700G14QE5	29-Sep-25	26-Dec-25	15,000	6.75%	88	26-Dec-25
Sundaram MF\HSL\CP\25-26\00140	INE700G14QJ4	30-Sep-25	29-Dec-25	9,500	6.73%	90	29-Dec-25
Jio BlackRock MF\HSL\CP\25-26\00141	INE700G14QJ4	30-Sep-25	29-Dec-25	20,000	6.73%	90	29-Dec-25

Details of Commercial Papers matured during the quarter and year ended 31 March 2026

Name	ISIN	Issue Date	Maturity Date	Amount	Rate p.a.	Days	Repayment date
DEEPAK PHENOLICS LIMITED\HSL\CP\25-26\00142	INE700G14QJ4	30-Sep-25	29-Dec-25	2,500	6.73%	90	29-Dec-25
SATIN MF\HSL\CP\25-26\00144	INE700G14QG0	01-Oct-25	31-Oct-25	5,000	6.40%	30	31-Oct-25
SUNDARAM FINANCE MF\HSL\CP\25-26\00145	INE700G14QL0	03-Oct-25	24-Oct-25	25,000	6.40%	21	24-Oct-25
MAHINDRA & MAHINDRA MF\HSL\CP\25-26\00146	INE700G14PC1	10-Oct-25	27-Oct-25	30,000	6.37%	17	27-Oct-25
Bajaj Finserv MF\HSL\CP\25-26\00147	INE700G14QN6	16-Oct-25	17-Nov-25	10,000	6.52%	32	17-Nov-25
DSP MF\HSL\CP\25-26\00148	INE700G14QN6	16-Oct-25	17-Nov-25	15,000	6.52%	32	17-Nov-25
GMR Goa International Airport\HSL\CP\25-26\00149	INE700G14QN6	16-Oct-25	17-Nov-25	2,500	6.52%	32	17-Nov-25
Canara Robeco MF\HSL\CP\25-26\00150	INE700G14QN6	16-Oct-25	17-Nov-25	15,000	6.52%	32	17-Nov-25
Delhi Airport Parking Services\HSL\CP\25-26\00151	INE700G14QN6	16-Oct-25	17-Nov-25	5,000	6.52%	32	17-Nov-25
Sundaram Finance\HSL\CP\25-26\00159	INE700G14QN6	27-Oct-25	17-Nov-25	15,000	6.55%	21	17-Nov-25
SBI MF\HSL\CP\25-26\00160	INE700G14PN8	27-Oct-25	27-Nov-25	50,000	6.55%	31	27-Nov-25
HSBC MF\HSL\CP\25-26\00143	INE700G14QK2	30-Sep-25	23-Feb-26	10,000	6.82%	146	23-Feb-26
ICICI Prudential Ltd\HSL\CP\25-26\00135	INE700G14QH8	26-Sep-25	05-Mar-26	5,000	6.82%	160	05-Mar-26
Baroda MF\HSL\CP\25-26\00128	INE700G14QD7	25-Sep-25	13-Mar-26	7,500	6.82%	169	13-Mar-26
DSP MF\HSL\CP\25-26\00129	INE700G14QD7	25-Sep-25	13-Mar-26	7,500	6.82%	169	13-Mar-26
Axis MF\HSL\CP\25-26\00130	INE700G14QD7	25-Sep-25	13-Mar-26	3,500	6.82%	169	13-Mar-26
Axis MF\HSL\CP\25-26\00131	INE700G14QD7	25-Sep-25	13-Mar-26	6,500	6.82%	169	13-Mar-26
Invesco MF\HSL\CP\25-26\00132	INE700G14QD7	25-Sep-25	13-Mar-26	5,000	6.82%	169	13-Mar-26
LIC MF\HSL\CP\25-26\00133	INE700G14QD7	25-Sep-25	13-Mar-26	5,000	6.82%	169	13-Mar-26
Lupin Ltd\HSL\CP\25-26\00134	INE700G14QI6	26-Sep-25	25-Mar-26	5,000	6.82%	180	25-Mar-26
Lupin Limited\HSL\CP\25-26\00152	INE700G14QM8	16-Oct-25	15-Jan-26	5,000	6.68%	91	15-Jan-26
Tata MF\HSL\CP\25-26\00153	INE700G14QM8	16-Oct-25	15-Jan-26	50,000	6.68%	91	15-Jan-26
Lupin Limited\HSL\CP\25-26\00154	INE700G14QO4	17-Oct-25	09-Jan-26	10,000	6.68%	84	09-Jan-26
DSP MF\HSL\CP\25-26\00155	INE700G14QQ9	24-Oct-25	22-Jan-26	25,000	6.75%	90	22-Jan-26
MIRAE MF\HSL\CP\25-26\00156	INE700G14QQ9	24-Oct-25	22-Jan-26	25,000	6.75%	90	22-Jan-26
EDELWISS MF\HSL\CP\25-26\00157	INE700G14QQ9	24-Oct-25	22-Jan-26	7,500	6.75%	90	22-Jan-26
ICICI Prudential MF\HSL\CP\25-26\00158	INE700G14QQ9	24-Oct-25	22-Jan-26	25,000	6.75%	90	22-Jan-26
ICICI Prudential MF\HSL\CP\25-26\00161	INE700G14QR7	27-Oct-25	23-Jan-26	10,000	6.75%	88	23-Jan-26
Bajaj Finserv MF\HSL\CP\25-26\00162	INE700G14QS5	29-Oct-25	28-Jan-26	5,000	6.75%	91	28-Jan-26
HSBC MF\HSL\CP\25-26\00163	INE700G14QS5	29-Oct-25	28-Jan-26	10,000	6.75%	91	28-Jan-26
BANDHAN MF\HSL\CP\25-26\00164	INE700G14QT3	07-Nov-25	06-Feb-26	25,000	6.70%	91	06-Feb-26
Franklin MF\HSL\CP\25-26\00165	INE700G14QT3	07-Nov-25	06-Feb-26	2,500	6.70%	91	06-Feb-26
UTI MF\HSL\CP\25-26\00166	INE700G14QT3	07-Nov-25	06-Feb-26	20,000	6.70%	91	06-Feb-26
Tata MF\HSL\CP\25-26\00167	INE700G14QT3	07-Nov-25	06-Feb-26	25,000	6.70%	91	06-Feb-26
UNION MF\HSL\CP\25-26\00168	INE700G14QX5	11-Nov-25	10-Feb-26	5,000	6.70%	91	10-Feb-26
Axis MF\HSL\CP\25-26\00169	INE700G14QX5	11-Nov-25	10-Feb-26	30,000	6.65%	91	10-Feb-26
NIPPON MF\HSL\CP\25-26\00170	INE700G14QW7	12-Nov-25	11-Feb-26	30,000	6.70%	91	11-Feb-26
Paragh Parikh MF\HSL\CP\25-26\00171	INE700G14QW7	12-Nov-25	11-Feb-26	10,000	6.65%	91	11-Feb-26
Sundaram MF\HSL\CP\25-26\00172	INE700G14QU1	13-Nov-25	12-Feb-26	7,500	6.70%	91	12-Feb-26
ICICI Prudential MF\HSL\CP\25-26\00173	INE700G14QU1	13-Nov-25	12-Feb-26	50,000	6.65%	91	12-Feb-26
Baroda MF\HSL\CP\25-26\00174	INE700G14QU1	13-Nov-25	12-Feb-26	20,000	6.70%	91	12-Feb-26
UNION MF\HSL\CP\25-26\00175	INE700G14QY3	18-Nov-25	17-Feb-26	5,000	6.64%	91	17-Feb-26
LIC MF\HSL\CP\25-26\00176	INE700G14QY3	18-Nov-25	17-Feb-26	10,000	6.64%	91	17-Feb-26
Axis MF\HSL\CP\25-26\00177	INE700G14QY3	18-Nov-25	17-Feb-26	25,000	6.64%	91	17-Feb-26
Bajaj Finserv MF\HSL\CP\25-26\00178	INE700G14QY3	18-Nov-25	17-Feb-26	5,000	6.64%	91	17-Feb-26
Invesco MF\HSL\CP\25-26\00179	INE700G14QY3	18-Nov-25	17-Feb-26	10,000	6.64%	91	17-Feb-26
BANDHAN MF\HSL\CP\25-26\00180	INE700G14QY3	18-Nov-25	17-Feb-26	30,000	6.64%	91	17-Feb-26
Axis MF\HSL\CP\25-26\00181	INE700G14RA1	18-Nov-25	27-Feb-26	25,000	6.70%	101	27-Feb-26
EDELWISS MF\HSL\CP\25-26\00182	INE700G14QZ0	19-Nov-25	18-Feb-26	5,000	6.64%	91	18-Feb-26
ICICI Prudential MF\HSL\CP\25-26\00183	INE700G14QZ0	19-Nov-25	18-Feb-26	20,000	6.64%	91	18-Feb-26
UTI MF\HSL\CP\25-26\00184	INE700G14RB9	20-Nov-25	19-Feb-26	20,000	6.64%	91	19-Feb-26
LIC MF\HSL\CP\25-26\00185	INE700G14RB9	20-Nov-25	19-Feb-26	7,500	6.62%	91	19-Feb-26
ICICI Prudential MF\HSL\CP\25-26\00186	INE700G14RB9	20-Nov-25	19-Feb-26	15,000	6.62%	91	19-Feb-26
UNION MF\HSL\CP\25-26\00187	INE700G14RB9	20-Nov-25	19-Feb-26	5,000	6.62%	91	19-Feb-26
ICICI Prudential MF\HSL\CP\25-26\00188	INE700G14RC7	21-Nov-25	20-Feb-26	15,000	6.62%	91	20-Feb-26
INFINITY FINCORP SOLUTIONS PRIVATE LIMITED\HSL\CP\25-26\00189	INE700G14RC7	21-Nov-25	20-Feb-26	5,000	6.60%	91	20-Feb-26
Groww MF\HSL\CP\25-26\00190	INE700G14RE3	24-Nov-25	03-Mar-26	250	6.64%	99	03-Mar-26
Groww MF\HSL\CP\25-26\00191	INE700G14RE3	24-Nov-25	03-Mar-26	250	6.64%	99	03-Mar-26
BANDHAN MF\HSL\CP\25-26\00192	INE700G14RE3	24-Nov-25	03-Mar-26	27,500	6.64%	99	03-Mar-26
Tata MF\HSL\CP\25-26\00193	INE700G14RE3	24-Nov-25	03-Mar-26	25,000	6.64%	99	03-Mar-26
Tata MF\HSL\CP\25-26\00194	INE700G14QH5	24-Nov-25	05-Mar-26	50,000	6.64%	101	05-Mar-26
HSBC MF\HSL\CP\25-26\00195	INE700G14RD5	26-Nov-25	25-Feb-26	20,000	6.62%	91	25-Feb-26
ZYDUS HEALTHCARE LIMITED\HSL\CP\25-26\00206	INE700G14RI4	17-Dec-25	13-Jan-26	10,000	6.53%	27	13-Jan-26
SBI MF\HSL\CP\25-26\00216	INE700G14QMB	19-Dec-25	15-Jan-26	40,000	6.53%	27	15-Jan-26
Sundaram Finance\HSL\CP\25-26\00219	INE700G14RN4	30-Dec-25	20-Jan-26	25,000	6.45%	21	20-Jan-26
SBI MF\HSL\CP\25-26\00218	INE700G14QR7	22-Dec-25	23-Jan-26	25,000	6.53%	32	23-Jan-26



HDFC Securities Limited

Details of Commercial Papers matured during the quarter and year ended 31 March 2026

(₹ in lacs)

Name	ISIN	Issue Date	Maturity Date	Amount	Rate p.a.	Days	Repayment date
Jio BlackRock MF\HSL\CP\25-26\00195	INE700G14RF0	08-Dec-25	09-Mar-26	15,000	6.45%	91	09-Mar-26
ITI MF\HSL\CP\25-26\00197	INE700G14RG8	09-Dec-25	10-Mar-26	250	6.45%	91	10-Mar-26
DSP MF\HSL\CP\25-26\00198	INE700G14RG8	09-Dec-25	10-Mar-26	30,000	6.45%	91	10-Mar-26
ITI MF\HSL\CP\25-26\00199	INE700G14RG8	09-Dec-25	10-Mar-26	250	6.45%	91	10-Mar-26
Axis MF\HSL\CP\25-26\00200	INE700G14RH6	11-Dec-25	12-Mar-26	50,000	6.62%	91	12-Mar-26
Kotak Mahindra MF\HSL\CP\25-26\00201	INE700G14RH6	11-Dec-25	12-Mar-26	10,000	6.62%	91	12-Mar-26
ICICI Prudential MF\HSL\CP\25-26\00202	INE700G14RH6	11-Dec-25	12-Mar-26	25,000	6.62%	91	12-Mar-26
ICICI Prudential MF\HSL\CP\25-26\00203	INE700G14RH6	11-Dec-25	12-Mar-26	25,000	6.62%	91	12-Mar-26
Sundaram MF\HSL\CP\25-26\00204	INE700G14QD7	12-Dec-25	13-Mar-26	5,000	6.45%	91	13-Mar-26
ICICI Prudential MF\HSL\CP\25-26\00205	INE700G14QD7	12-Dec-25	13-Mar-26	25,000	6.62%	91	13-Mar-26
Groww MF\HSL\CP\25-26\00207	INE700G14RJ2	17-Dec-25	18-Mar-26	1,500	6.65%	91	18-Mar-26
Kotak Mahindra MF\HSL\CP\25-26\00208	INE700G14RJ2	17-Dec-25	18-Mar-26	20,000	6.62%	91	18-Mar-26
Tata MF\HSL\CP\25-26\00209	INE700G14RJ2	18-Dec-25	18-Mar-26	50,000	6.68%	90	18-Mar-26
Canara Robeco MF\HSL\CP\25-26\00210	INE700G14RJ2	18-Dec-25	18-Mar-26	20,000	6.68%	90	18-Mar-26
Kotak Mahindra MF\HSL\CP\25-26\00211	INE700G14RJ2	18-Dec-25	18-Mar-26	20,000	6.68%	90	18-Mar-26
Kotak Mahindra MF\HSL\CP\25-26\00212	INE700G14RM6	19-Dec-25	20-Mar-26	30,000	6.68%	91	20-Mar-26
Bajaj Finserv MF\HSL\CP\25-26\00213	INE700G14RM6	19-Dec-25	20-Mar-26	5,000	6.68%	91	20-Mar-26
SBI MF\HSL\CP\25-26\00214	INE700G14RM6	19-Dec-25	20-Mar-26	50,000	6.65%	91	20-Mar-26
EDELWISS MF\HSL\CP\25-26\00215	INE700G14RM6	19-Dec-25	20-Mar-26	10,000	6.65%	91	20-Mar-26
White Oak MF\HSL\CP\25-26\00217	INE700G14RL8	22-Dec-25	23-Mar-26	2,500	6.65%	91	23-Mar-26
MAHINDRA & MAHINDRA FINANCIAL SERVICES LTD\HSL\CP\00223	INE700G14RP9	13-Jan-26	29-Jan-26	30,000	6.30%	16	29-Jan-26
ZYDUS HEALTHCARE LIMITED\HSL\CP\25-26\00224	INE700G14RQ7	13-Jan-26	30-Jan-26	10,000	6.30%	17	30-Jan-26
ITC Limited\HSL\CP\25-26\00226	INE700G14RN4	13-Jan-26	20-Jan-26	10,000	6.30%	7	20-Jan-26
ZYDUS HEALTHCARE LIMITED\HSL\CP\25-26\00227	INE700G14QS5	14-Jan-26	28-Jan-26	10,000	6.30%	14	28-Jan-26
Shriram MF\HSL\CP\25-26\00228	INE700G14RQ7	14-Jan-26	30-Jan-26	1,500	6.30%	16	30-Jan-26
Hindustan Unilever\HSL\CP\25-26\00225	INE700G14RR5	13-Jan-26	02-Feb-26	30,000	6.30%	20	02-Feb-26
ITC Limited\HSL\CP\25-26\00222	INE700G14RO2	09-Jan-26	03-Feb-26	5,000	6.29%	25	03-Feb-26
INFINITY FINCORP SOLUTIONS PRIVATE LIMITED\HSL\CP\25-26\00220	INE700G14QX5	09-Jan-26	10-Feb-26	5,000	6.34%	32	10-Feb-26
Sundaram Finance\HSL\CP\25-26\00232	INE700G14QW7	21-Jan-26	11-Feb-26	25,000	6.75%	21	11-Feb-26
Hindustan Unilever Limited\HSL\CP\25-26\00234	INE700G14QW7	23-Jan-26	11-Feb-26	25,000	6.75%	19	11-Feb-26
Zydus Lifesciences Limited\HSL\CP\25-26\00240	INE700G14QW7	29-Jan-26	11-Feb-26	7,500	7.18%	13	11-Feb-26
Delhi International Airport Limited\HSL\CP\25-26\00241	INE700G14QW7	29-Jan-26	11-Feb-26	5,000	7.18%	13	11-Feb-26
KeshmaLifeInsurance\HSL\CP\25-26\00246	INE700G14QW7	30-Jan-26	11-Feb-26	2,500	7.18%	12	11-Feb-26
Satin Creditcare Network Ltd\HSL\CP\25-26\00244	INE700G14RX3	30-Jan-26	13-Feb-26	5,000	7.18%	14	13-Feb-26
Indostar\HSL\CP\25-26\00245	INE700G14RY1	30-Jan-26	16-Feb-26	10,000	7.18%	17	16-Feb-26
ITC Limited\HSL\CP\25-26\00221	INE700G14RB9	12-Jan-26	19-Feb-26	15,000	6.29%	38	19-Feb-26
Groww MF\HSL\CP\25-26\00229	INE700G14RC7	20-Jan-26	20-Feb-26	300	6.75%	31	20-Feb-26
Groww MF\HSL\CP\25-26\00230	INE700G14RC7	20-Jan-26	20-Feb-26	200	6.75%	31	20-Feb-26
JioBlackRock Arbitrage Fund\HSL\CP\25-26\00242	INE700G14RD5	29-Jan-26	25-Feb-26	1,000	7.18%	27	25-Feb-26
SBI MF\HSL\CP\25-26\00231	INE700G14RA1	20-Jan-26	27-Feb-26	75,000	6.87%	38	27-Feb-26
M&M Financial Services\HSL\CP\25-26\00247	INE700G14RD5	02-Feb-26	25-Feb-26	15,000	7.18%	23	25-Feb-26
Bajaj Finance Limited\HSL\CP\25-26\00267	INE700G14SH4	11-Feb-26	26-Feb-26	50,000	6.60%	15	26-Feb-26
EDELWISS MF\HSL\CP\25-26\0268	INE700G14SK8	11-Feb-26	17-Mar-26	20,000	6.70%	34	17-Mar-26

HDFC Securities Limited

Details of Commercial Papers as at 31 March 2026

(₹ in lacs)

Name	ISIN	Issue Date	Maturity Date	Amount	Rate p.a.	Days
Invesco MF\HSL\CP\25-26\00235	INE700G14RU9	28-Jan-26	15-Apr-26	20,000	7.70%	77
SBI MF\HSL\CP\25-26\00243	INE700G14RW5	30-Jan-26	21-Apr-26	25,000	7.73%	81
Lupin Limited\HSL\CP\25-26\00233	INE700G14RS3	22-Jan-26	23-Apr-26	5,000	7.25%	91
Lupin Limited\HSL\CP\25-26\00239	INE700G14RV7	28-Jan-26	28-Apr-26	10,000	7.70%	90
GMR HYDERABAD INTERNATIONAL AIRPORT LIMITED\HSL\CP\25-26\00236	INE700G14RT1	28-Jan-26	29-Apr-26	2,500	7.70%	91
ICICI Prudential MF\HSL\CP\25-26\00237	INE700G14RT1	28-Jan-26	29-Apr-26	30,000	7.70%	91
KRBL LTD\HSL\CP\25-26\00238	INE700G14RT1	28-Jan-26	29-Apr-26	5,000	7.70%	91
Bharat Aluminium Company Limited\HSL\CP\25-26\0286	INE700G14SN2	16-Feb-26	07-Apr-26	2,500	7.40%	50
Entertainment Network India Ltd\HSL\CP\25-26\0292	INE700G14SP7	23-Feb-26	24-Apr-26	1,000	7.52%	60
INFINITY FINCORP SOLUTIONS PRIVATE LIMITED\HSL\CP\25-26\0293	INE700G14SO0	23-Feb-26	24-Apr-26	5,000	7.52%	60
ITC Limited\HSL\CP\25-26\0248	INE700G14RV7	04-Feb-26	28-Apr-26	20,000	7.73%	83
Zydus Lifesciences Limited\HSL\CP\25-26\0290	INE700G14RT1	17-Feb-26	29-Apr-26	10,000	7.35%	71
ZYDUS HEALTHCARE LIMITED\HSL\CP\25-26\0254	INE700G14SF8	05-Feb-26	30-Apr-26	15,000	7.65%	84
Whiteoak MF\HSL\CP\25-26\0249	INE700G14RZ8	04-Feb-26	06-May-26	2,500	7.73%	91
Birla Corporation Limited\HSL\CP\25-26\0250	INE700G14RZ8	04-Feb-26	06-May-26	5,000	7.73%	91
ICICI Prudential MF\HSL\CP\25-26\0251	INE700G14RZ8	04-Feb-26	06-May-26	20,000	7.73%	91
NIPPON MF\HSL\CP\25-26\0252	INE700G14RZ8	04-Feb-26	06-May-26	10,000	7.73%	91
UNION MF\HSL\CP\25-26\0253	INE700G14RZ8	04-Feb-26	06-May-26	5,000	7.73%	91



Details of Commercial Papers as at 31 March 2026

₹ in lacs

Name	ISIN	Issue Date	Maturity Date	Amount	Rate p.a.	Days
Kotak Mahindra MF\HSL\CP\25-26\0255	INE700G14RZ8	04-Feb-26	06-May-26	20,000	7.73%	91
ZYDUS HEALTHCARE LIMITED\HSL\CP\25-26\0273	INE700G14RZ8	11-Feb-26	06-May-26	10,000	7.70%	84
BANDHAN MF\HSL\CP\25-26\0256	INE700G14SD3	05-Feb-26	07-May-26	10,000	7.73%	91
Bajaj Finserv MF\HSL\CP\25-26\0257	INE700G14SD3	05-Feb-26	07-May-26	5,000	7.65%	91
ICICI Prudential MF\HSL\CP\25-26\0258	INE700G14SD3	05-Feb-26	07-May-26	20,000	7.65%	91
Whiteoak MF\HSL\CP\25-26\0259	INE700G14SD3	05-Feb-26	07-May-26	2,500	7.65%	91
Intellihealth Solutions Private Limited\HSL\CP\25-26\0260	INE700G14SD3	05-Feb-26	07-May-26	3,000	7.65%	91
Shrem Invit\HSL\CP\25-26\0261	INE700G14SG6	06-Feb-26	09-May-26	5,000	7.73%	91
Bharat Aluminium Company Limited\HSL\CP\25-26\0278	INE700G14SG6	12-Feb-26	08-May-26	12,500	7.64%	85
EDELWISS MF\HSL\CP\25-26\0262	INE700G14SE1	09-Feb-26	11-May-26	5,000	7.73%	91
JM Financial MF\HSL\CP\25-26\0263	INE700G14SA9	10-Feb-26	12-May-26	5,000	7.73%	91
RCCPL\HSL\CP\25-26\0264	INE700G14SA9	10-Feb-26	12-May-26	2,500	7.57%	91
HSBC MF\HSL\CP\25-26\0265	INE700G14SA9	10-Feb-26	12-May-26	20,000	7.73%	91
Axis MF\HSL\CP\25-26\0266	INE700G14SA9	10-Feb-26	12-May-26	25,000	7.70%	91
Parag Parikh MF\HSL\CP\25-26\0269	INE700G14SB7	11-Feb-26	13-May-26	7,500	7.73%	91
Parag Parikh MF\HSL\CP\25-26\0270	INE700G14SB7	11-Feb-26	13-May-26	5,000	7.73%	91
GAMEBERRY LABS PRIVATE LIMITED\HSL\CP\25-26\0271	INE700G14SB7	11-Feb-26	13-May-26	2,500	7.70%	91
LIFECELL INTERNATIONAL PRIVATE LIMITED\HSL\CP\25-26\0272	INE700G14SB7	11-Feb-26	13-May-26	2,500	7.70%	91
ICICI Prudential MF\HSL\CP\25-26\0274	INE700G14SB7	11-Feb-26	13-May-26	55,000	7.71%	91
DSP MF\HSL\CP\25-26\0275	INE700G14SB7	11-Feb-26	13-May-26	10,000	7.71%	91
Axis MF\HSL\CP\25-26\0276	INE700G14SB7	11-Feb-26	13-May-26	25,000	7.71%	91
Tata MF\HSL\CP\25-26\0277	INE700G14SB7	11-Feb-26	13-May-26	50,000	7.71%	91
Franklin India Liquid Fund\HSL\CP\25-26\0279	INE700G14SI2	12-Feb-26	14-May-26	2,500	7.63%	91
Baroda MF\HSL\CP\25-26\0280	INE700G14SI2	12-Feb-26	14-May-26	20,000	7.62%	91
Parag Parikh MF\HSL\CP\25-26\0281	INE700G14SI0	13-Feb-26	15-May-26	10,000	7.70%	91
Parag Parikh MF\HSL\CP\25-26\0282	INE700G14SI0	13-Feb-26	15-May-26	2,500	7.70%	91
Parag Parikh MF\HSL\CP\25-26\0283	INE700G14SI0	13-Feb-26	15-May-26	2,500	7.70%	91
UNION MF\HSL\CP\25-26\0284	INE700G14SI0	13-Feb-26	15-May-26	7,500	7.60%	91
NIPPON MF\HSL\CP\25-26\0285	INE700G14SI0	13-Feb-26	15-May-26	20,000	7.60%	91
NIPPON MF\HSL\CP\25-26\0287	INE700G14SL6	16-Feb-26	18-May-26	25,000	7.68%	91
DSP MF\HSL\CP\25-26\0288	INE700G14SL6	16-Feb-26	18-May-26	20,000	7.45%	91
LIC MF\HSL\CP\25-26\0289	INE700G14SL6	16-Feb-26	18-May-26	15,000	7.50%	91
EDELWISS MF\HSL\CP\25-26\0291	INE700G14SQ0	18-Feb-26	20-May-26	10,000	7.50%	91
Canara Robeco MF\HSL\CP\25-26\0294	INE700G14SQ5	24-Feb-26	26-May-26	10,000	7.65%	91
MIRAE MF\HSL\CP\25-26\0295	INE700G14SQ5	24-Feb-26	26-May-26	5,000	7.65%	91
ICICI Prudential MF\HSL\CP\25-26\0296	INE700G14SQ5	24-Feb-26	26-May-26	20,000	7.65%	91
Jio BlackRock MF\HSL\CP\25-26\0297	INE700G14SS1	26-Feb-26	27-May-26	40,000	7.65%	90
NIPPON MF\HSL\CP\25-26\0298	INE700G14SS1	25-Feb-26	27-May-26	25,000	7.65%	91
UTI MF\HSL\CP\25-26\0299	INE700G14SS1	25-Feb-26	27-May-26	30,000	7.57%	91
ICICI Prudential MF\HSL\CP\25-26\0300	INE700G14SS1	25-Feb-26	27-May-26	25,000	7.55%	91
RCCPL\HSL\CP\25-26\0301	INE700G14SS1	26-Feb-26	27-May-26	2,500	7.55%	90
SBI MF\HSL\CP\25-26\0302	INE700G14SS1	26-Feb-26	27-May-26	20,000	7.55%	90
EDELWISS MF\HSL\CP\25-26\0303	INE700G14SR3	27-Feb-26	29-May-26	10,000	7.65%	91
ICICI Prudential MF\HSL\CP\25-26\0304	INE700G14SR3	27-Feb-26	29-May-26	20,000	7.55%	91
Sundaram Finance\HSL\CP\25-26\0325	INE700G14SN2	17-Mar-26	07-Apr-26	25,000	7.50%	21
EDELWISS MF\HSL\CP\25-26\0328	INE700G14SP7	30-Mar-26	24-Apr-26	2,500	8.05%	25
BANDHAN MF\HSL\CP\25-26\0305	INE700G14ST9	02-Mar-26	01-Jun-26	30,000	7.55%	91
DSP MF\HSL\CP\25-26\0306	INE700G14SU7	05-Mar-26	04-Jun-26	20,000	7.55%	91
UTI MF\HSL\CP\25-26\0307	INE700G14SU7	05-Mar-26	04-Jun-26	25,000	7.55%	91
UNION MF\HSL\CP\25-26\0308	INE700G14SU7	05-Mar-26	04-Jun-26	10,000	7.69%	91
Canara Robeco MF\HSL\CP\25-26\0309	INE700G14SV5	06-Mar-26	05-Jun-26	2,500	7.69%	91
ICICI Prudential MF\HSL\CP\25-26\0310	INE700G14SV5	06-Mar-26	05-Jun-26	20,000	7.69%	91
MIRAE MF\HSL\CP\25-26\0311	INE700G14SV5	06-Mar-26	05-Jun-26	10,000	7.69%	91
UTI MF\HSL\CP\25-26\0312	INE700G14SV5	06-Mar-26	05-Jun-26	30,000	7.69%	91
Axis MF\HSL\CP\25-26\0313	INE700G14SV5	06-Mar-26	05-Jun-26	40,000	7.55%	91
Bajaj Finserv MF\HSL\CP\25-26\0314	INE700G14SV5	06-Mar-26	05-Jun-26	7,500	7.55%	91
Kotak Mahindra MF\HSL\CP\25-26\0315	INE700G14SV5	06-Mar-26	05-Jun-26	30,000	7.69%	91
Canara Robeco MF\HSL\CP\25-26\0316	INE700G14SW3	09-Mar-26	08-Jun-26	7,500	7.69%	91
SBI MF\HSL\CP\25-26\0317	INE700G14SW3	09-Mar-26	08-Jun-26	50,000	7.69%	91
Jio BlackRock MF\HSL\CP\25-26\0319	INE700G14SW3	09-Mar-26	08-Jun-26	25,000	7.69%	91
Bajaj Finserv MF\HSL\CP\25-26\0320	INE700G14SX1	10-Mar-26	09-Jun-26	5,000	7.69%	91
Invesco MF\HSL\CP\25-26\0321	INE700G14SY9	11-Mar-26	10-Jun-26	15,000	7.69%	91
Axis MF\HSL\CP\25-26\0322	INE700G14SY9	11-Mar-26	10-Jun-26	40,000	7.69%	91
NIPPON MF\HSL\CP\25-26\0323	INE700G14SY9	11-Mar-26	10-Jun-26	30,000	7.67%	91
Britania\HSL\CP\25-26\0329	INE700G14SY9	30-Mar-26	10-Jun-26	2,500	7.90%	72
Parag Parikh MF\HSL\CP\25-26\0324	INE700G14SZ6	12-Mar-26	11-Jun-26	7,500	7.69%	91



HDFC Securities Limited

Details of Commercial Papers as at 31 March 2026

(₹ in lacs)

Name	ISIN	Issue Date	Maturity Date	Amount	Rate p.a.	Days
Bharat Aluminium\HSL\CP\25-26\0326	INE700G14S26	27-Mar-26	11-Jun-26	5,000	7.90%	75
Britania\HSL\CP\25-26\0330	INE700G14S26	30-Mar-26	11-Jun-26	2,500	7.90%	73
Hindustan Unilever\HSL\CP\25-26\0318	INE700G14TA7	09-Mar-26	24-Jun-26	10,000	7.67%	107
Trust MF\HSL\CP\25-26\0327	INE700G14TA7	27-Mar-26	24-Jun-26	5,000	7.90%	89
360 One MF\HSL\CP\25-26\0331	INE700G14TA7	30-Mar-26	24-Jun-26	5,000	7.90%	86
UNION MF\HSL\CP\25-26\0333	INE700G14TA7	30-Mar-26	24-Jun-26	2,500	7.90%	86
RCCPL\HSL\CP\25-26\0332	INE700G14TB5	30-Mar-26	29-Jun-26	2,500	7.90%	91

